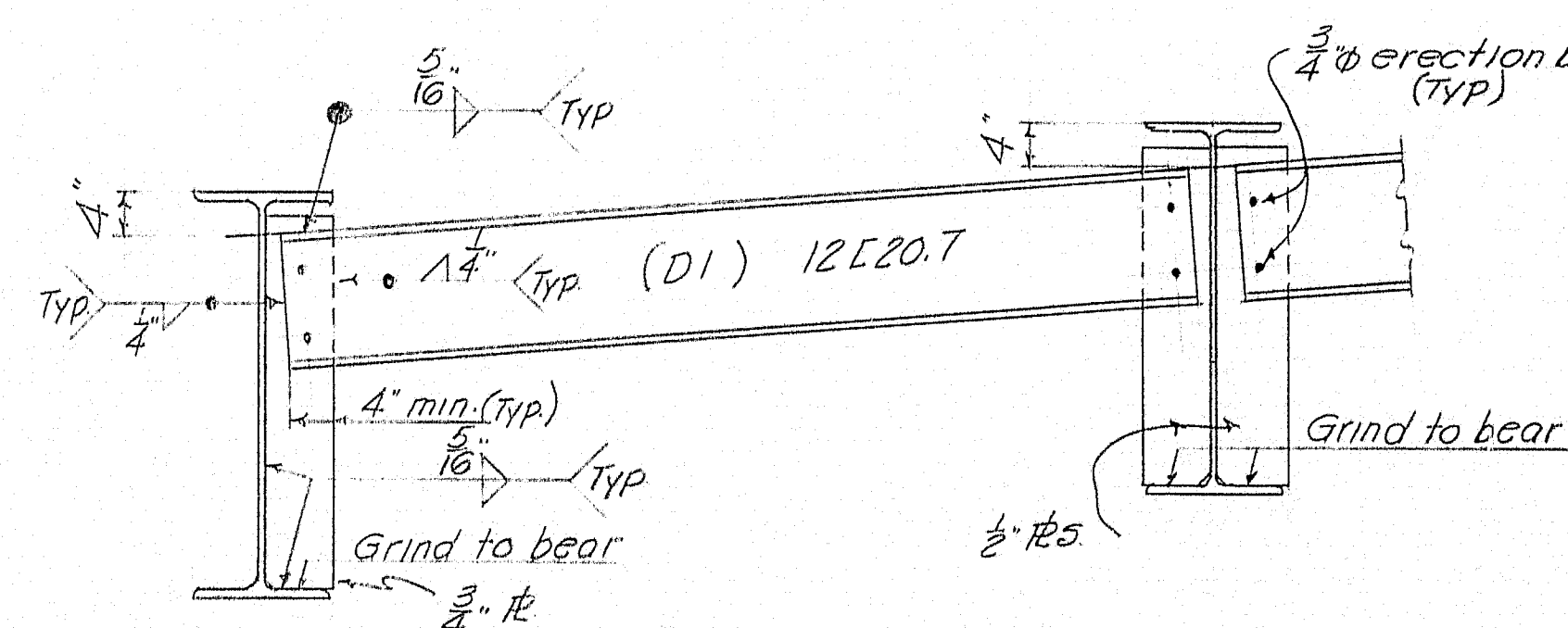
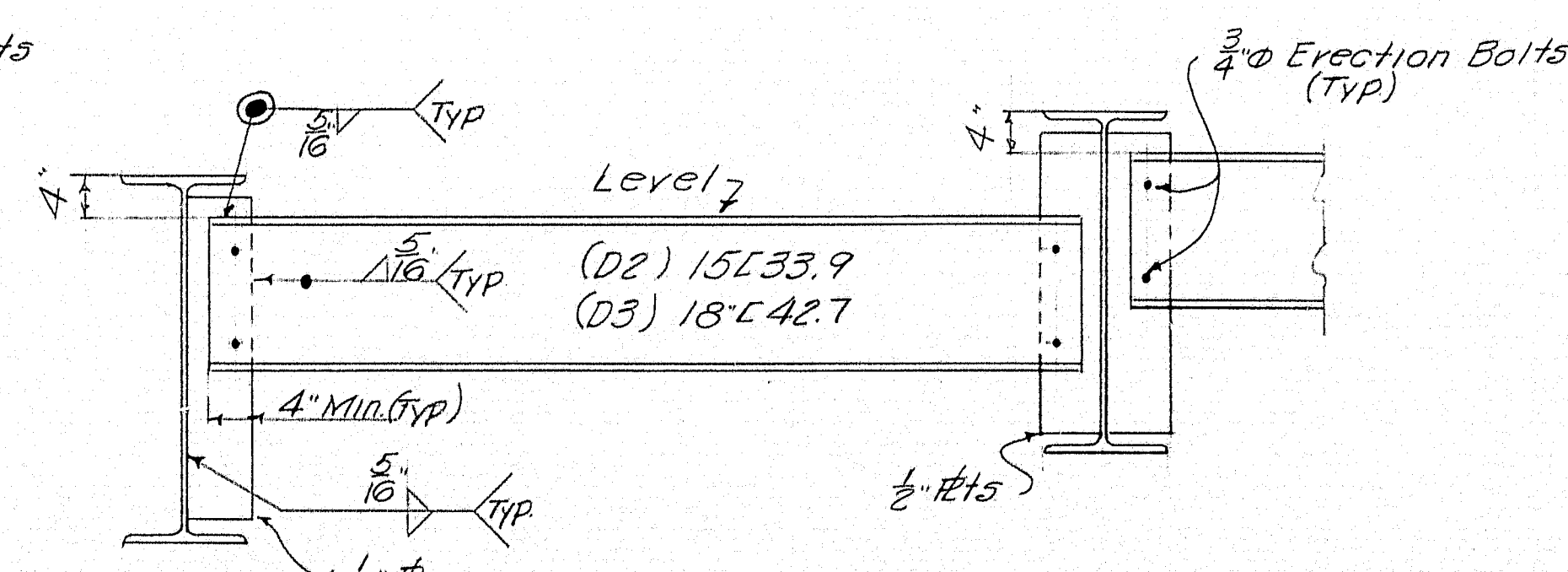


FRAMING PLAN



TYPICAL DIAPHRAM DETAIL
@ D1'S

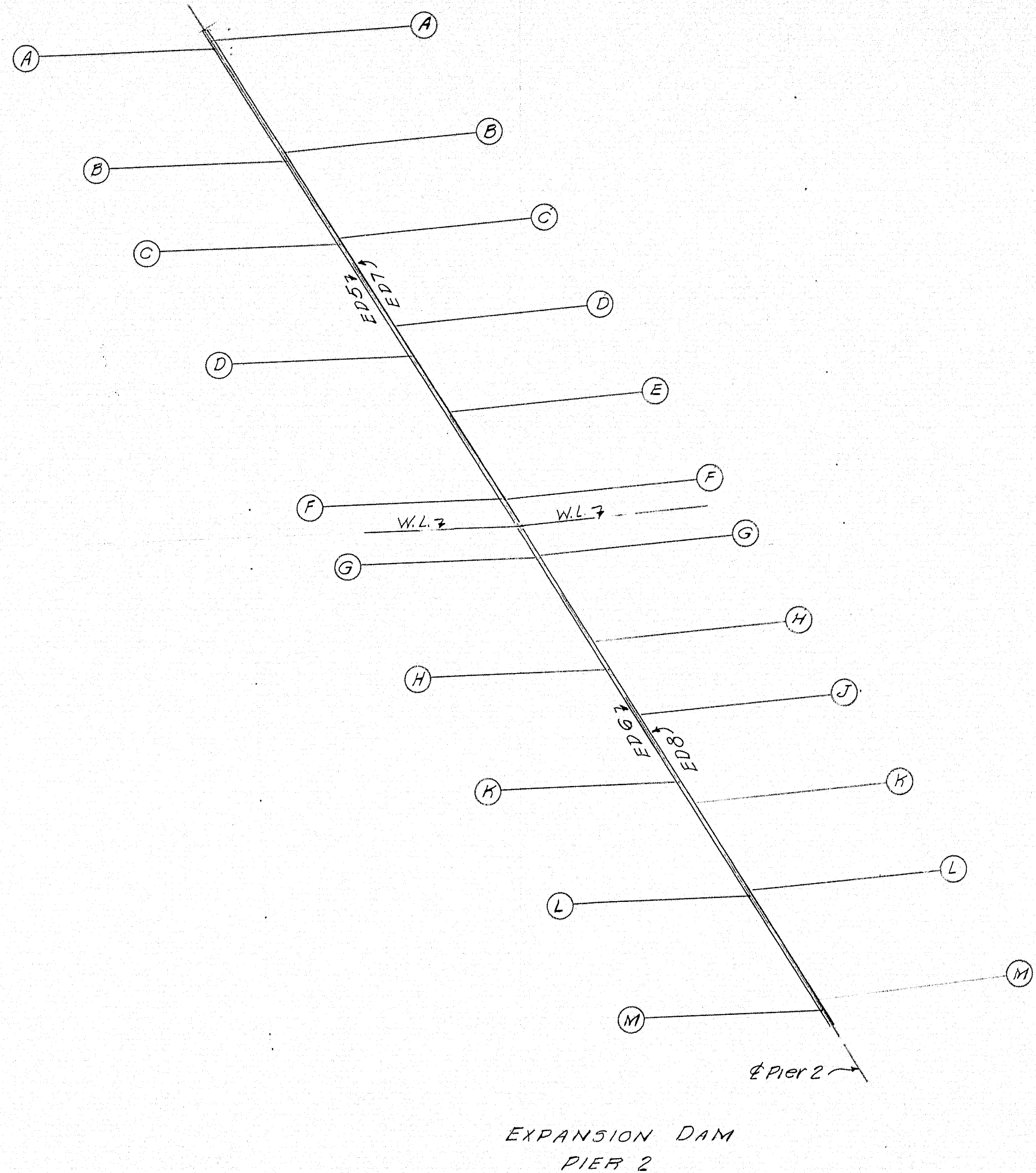
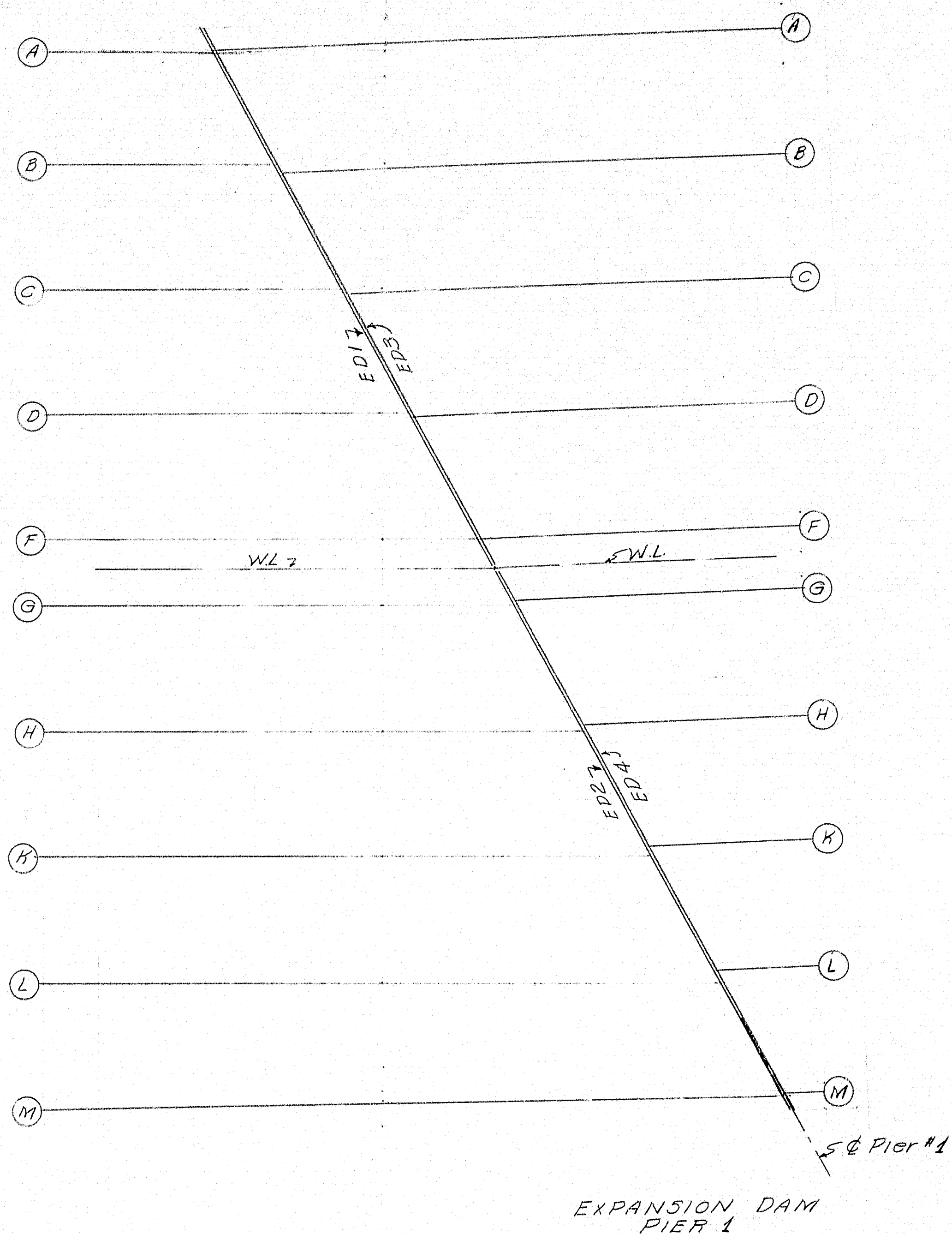


TYPICAL DIAPHRAM DETAIL
@ D2'S & D3'S

NOTES:

| FRAMING PLAN | |
|--|---------------------------|
| Bancroft & Martin Rolling Mills Company South Portland 7, Maine | |
| INTERSTATE OVER VERANDA ST. PORTLAND, ME. | |
| CUSTOMER <u>E.C. SNODGRASS, INC.</u> | |
| DESIGNER <u>M.S.H.C.</u> | |
| ORDER NO. _____ | DWG. NO. <u>60-284-E1</u> |

| | | |
|----------|----------------|------------|
| DRAWN | <u>5.22.60</u> | <u>PLF</u> |
| REVISION | <u>9.22.60</u> | <u>PLF</u> |
| REVISION | | |
| REVISION | | |

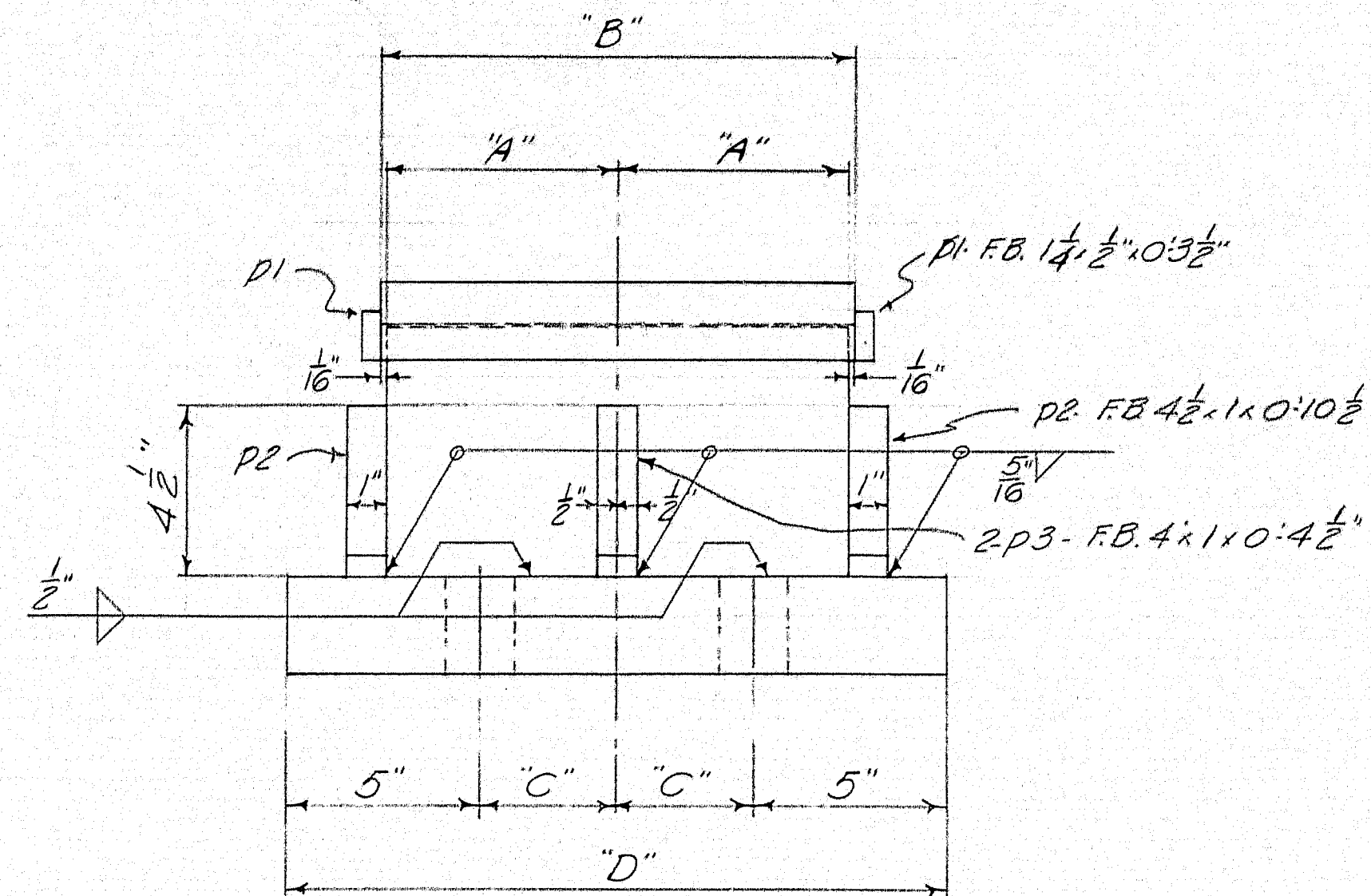
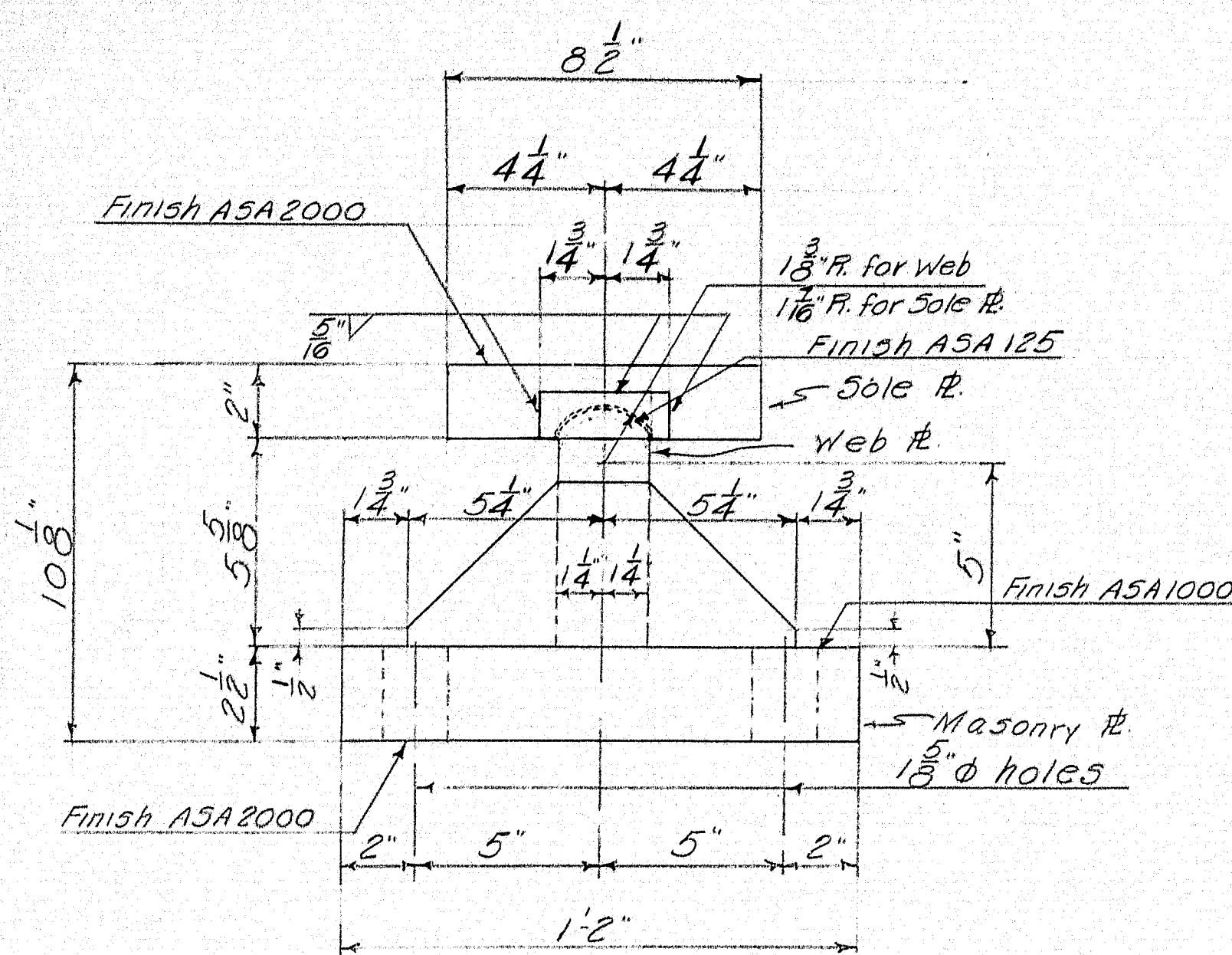


NOTES:

| | |
|--|----------------------|
| ERECTOR PLAN-EXPANSION DAMS | |
| Bancroft & Martin Rolling Mills Company South Portland, Maine | |
| INTERSTATE OVER VERANDA ST. PORTLAND, ME. | |
| CUSTOMER | E.C. SNODGRASS, INC. |
| DESIGNER | M. S. H. C. |
| ORDER NO. | DWG. NO. 60-284-E3 |

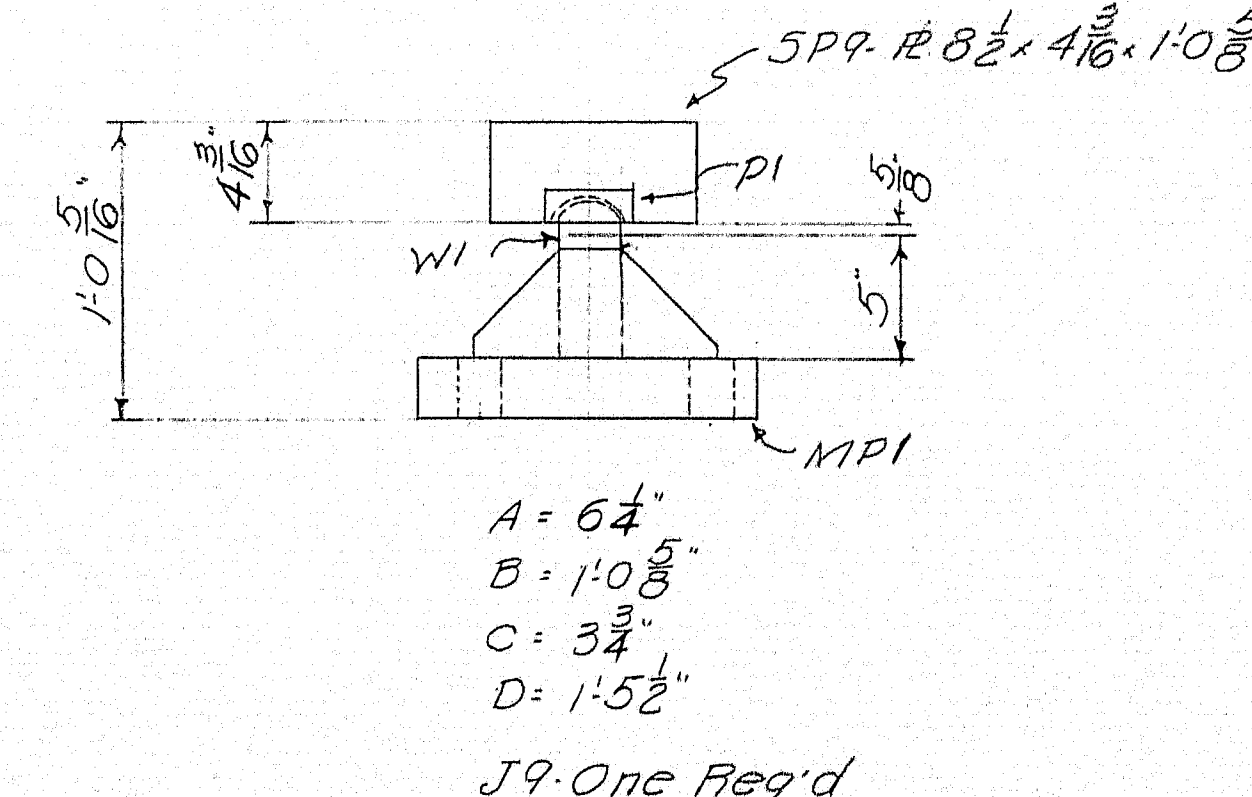
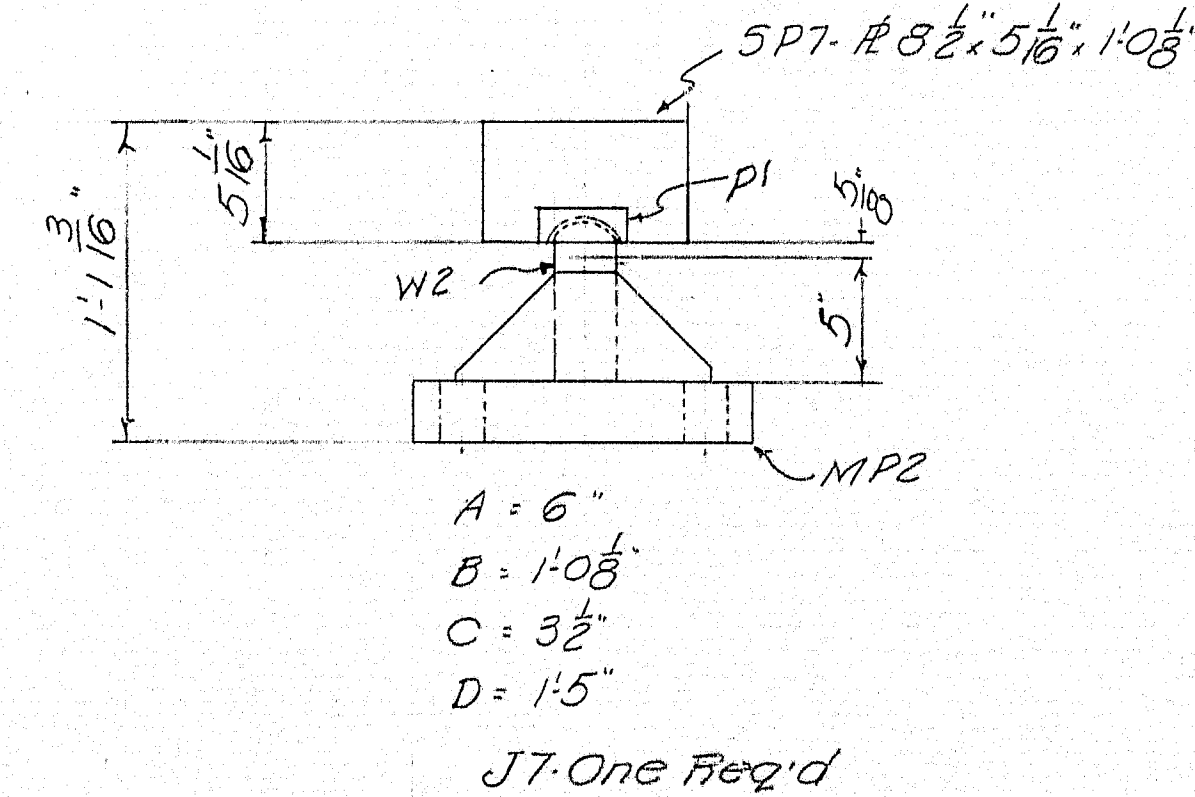
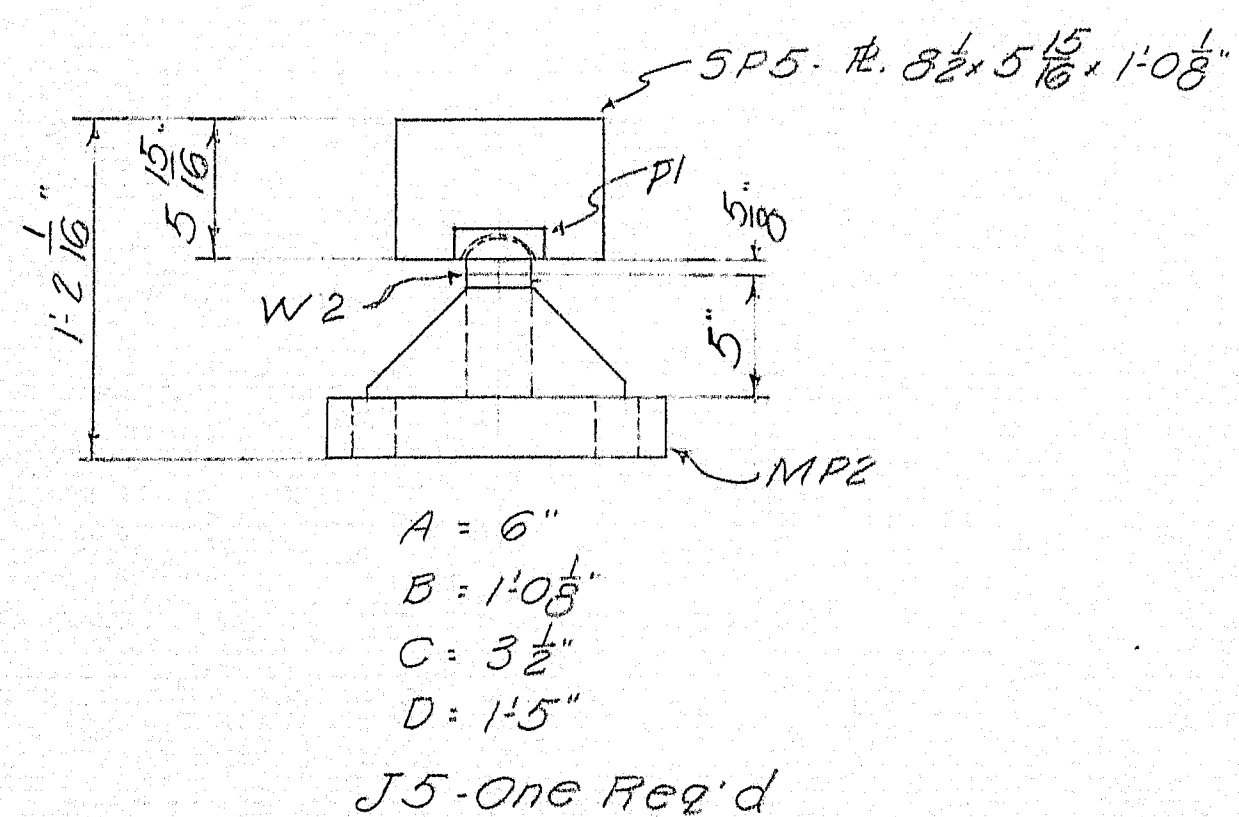
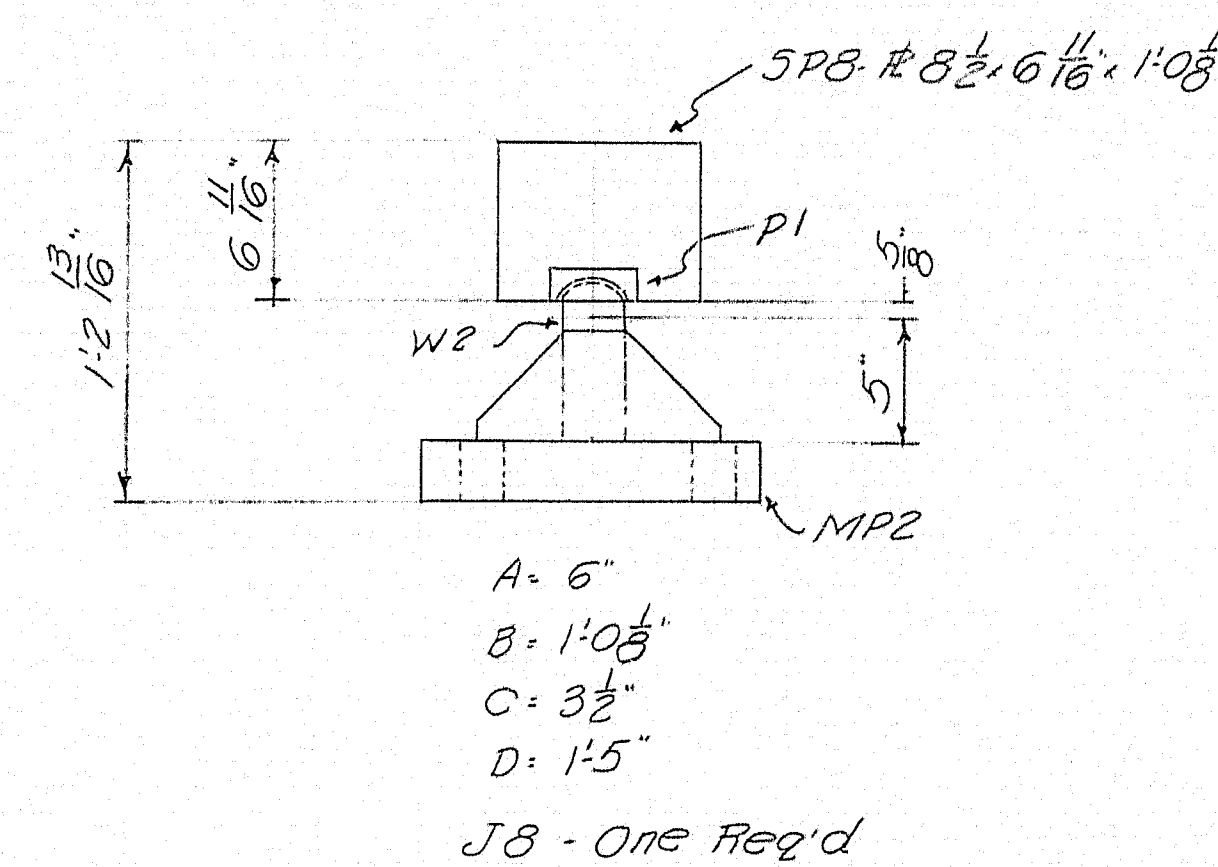
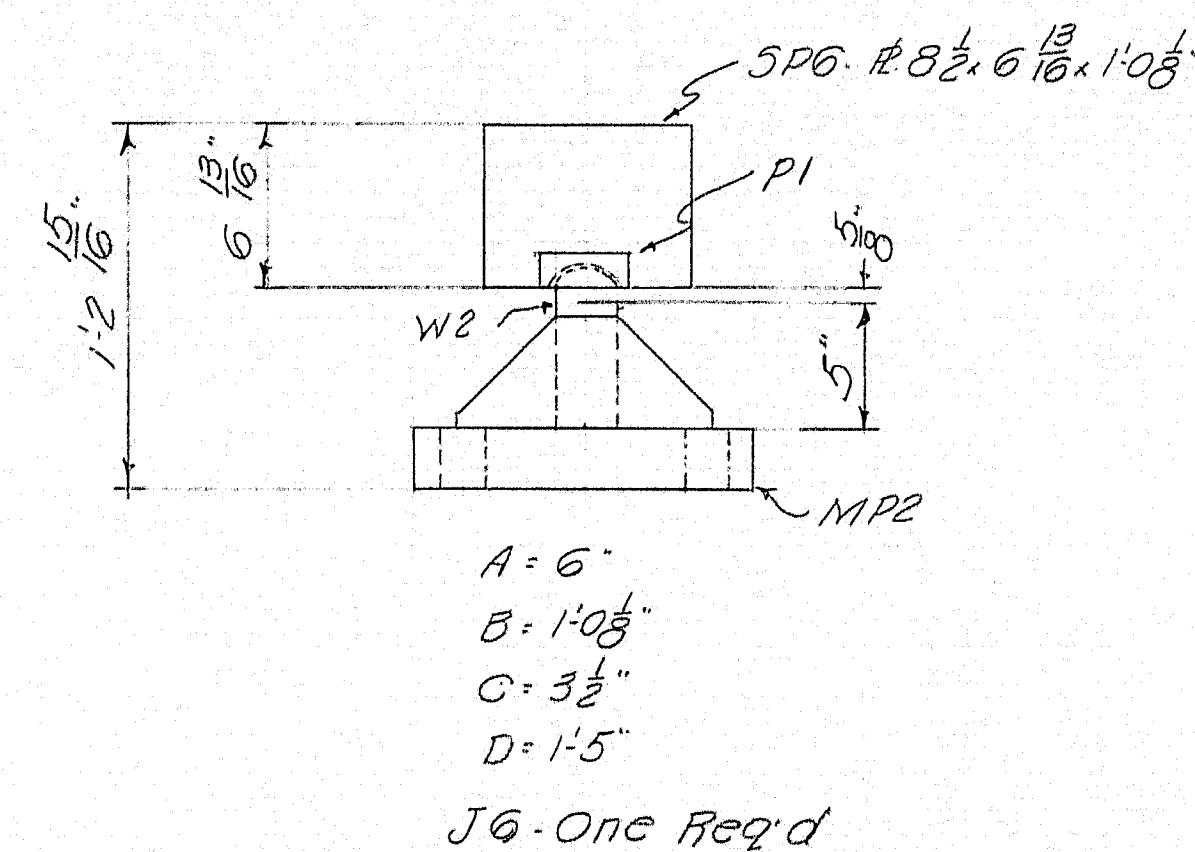
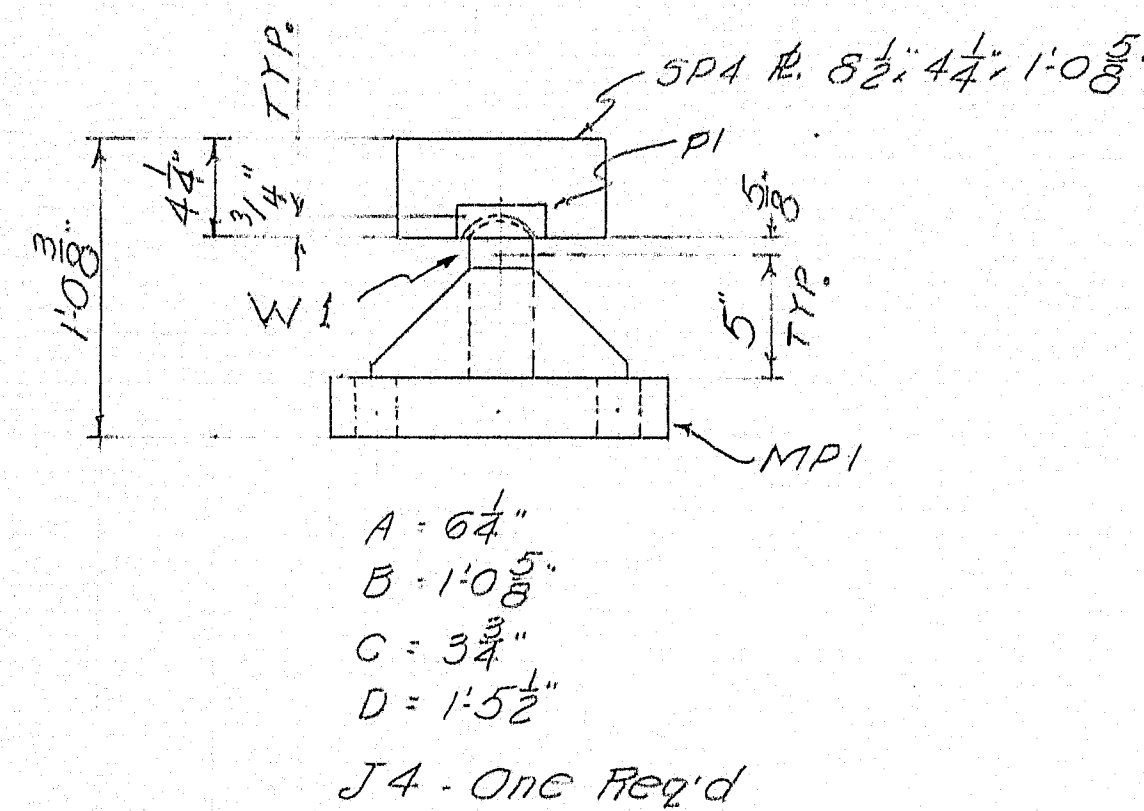
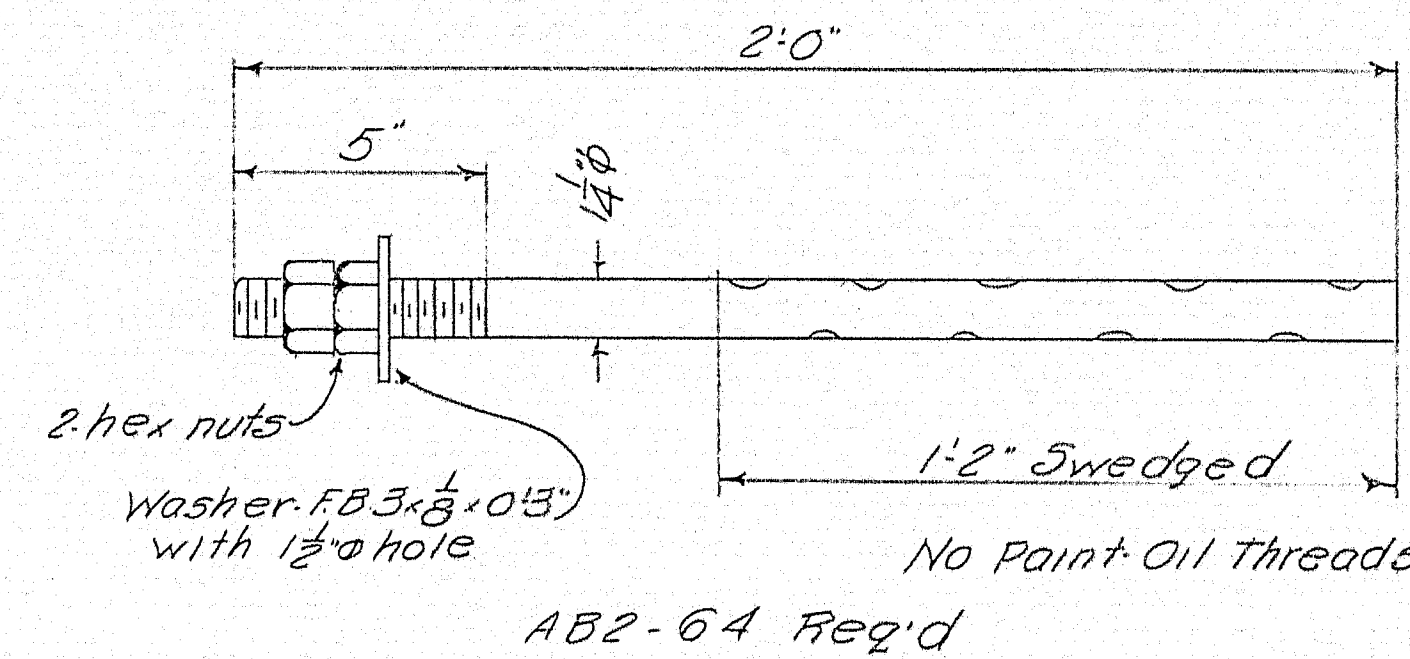
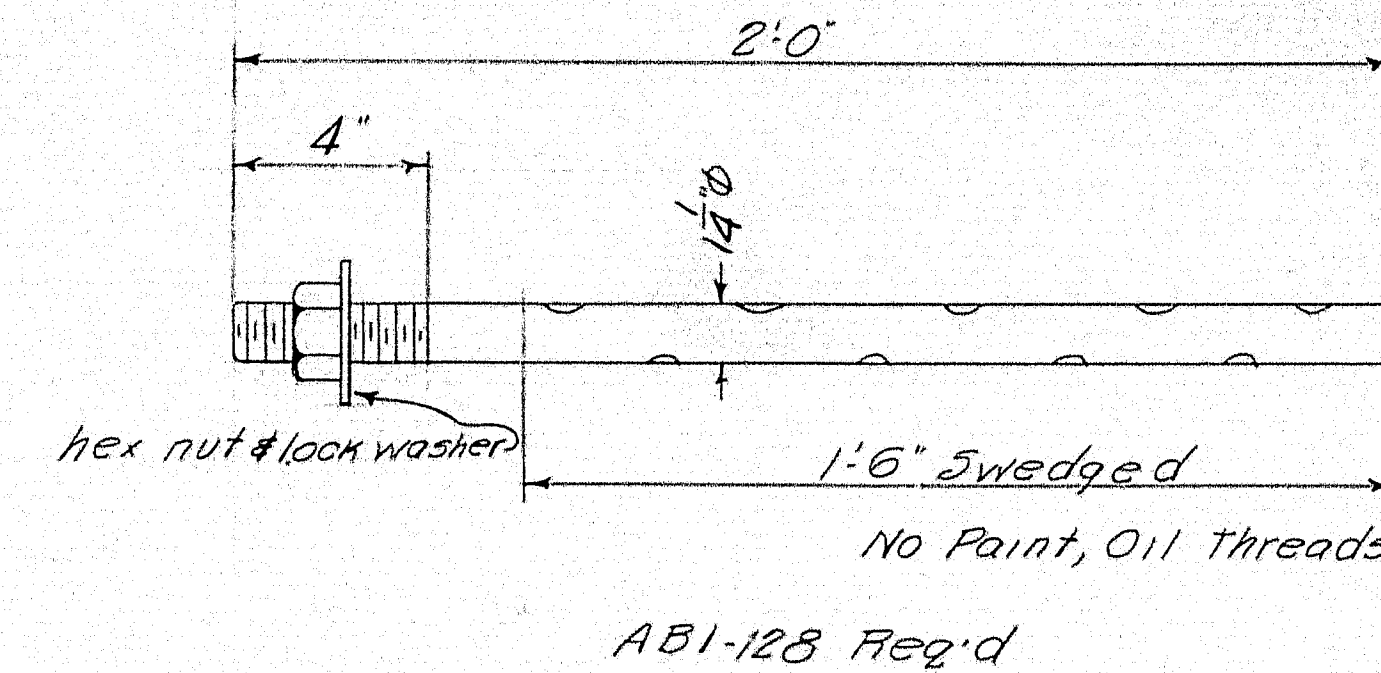
| | | |
|----------|---------|--------|
| DRAWN | 9-23-60 | R.L.F. |
| REVISION | | |
| REVISION | | |
| REVISION | | |

APP. 10-14-60



TYPE J BEARING
(2" SOLE PLATE - J1, J2, & J3)

| NO. | MARK | A" | B" | C" | D" | SOLE PL. | MASONRY PL. | WEB PL. |
|-----|------|--------|----------|--------|----------|------------------------------|-------------------------------|----------------------------------|
| 2 | J1 | 6 1/4" | 1'0 3/8" | 3 3/4" | 1'5 1/2" | R 8 1/2" x 2" x 10 3/8" SP1 | R 14" x 2 1/2" x 1'5 1/2" MP1 | FB 6 3/8" x 2 1/2" x 1'0 3/8" W1 |
| 12 | J2 | 6" | 1'0 3/8" | 3 1/2" | 1'5" | R 8 1/2" x 2" x 1'0 3/8" SP2 | R 14" x 2 1/2" x 1'5" MP2 | FB 6 3/8" x 2 1/2" x 1'0" W2 |
| 12 | J3 | 8 1/2" | 1'5 1/8" | 6" | 1'10" | R 8 1/2" x 2" x 1'5 1/8" SP3 | R 14" x 2 1/2" x 1'10" MP3 | FB 6 3/8" x 2 1/2" x 1'5" W3 |



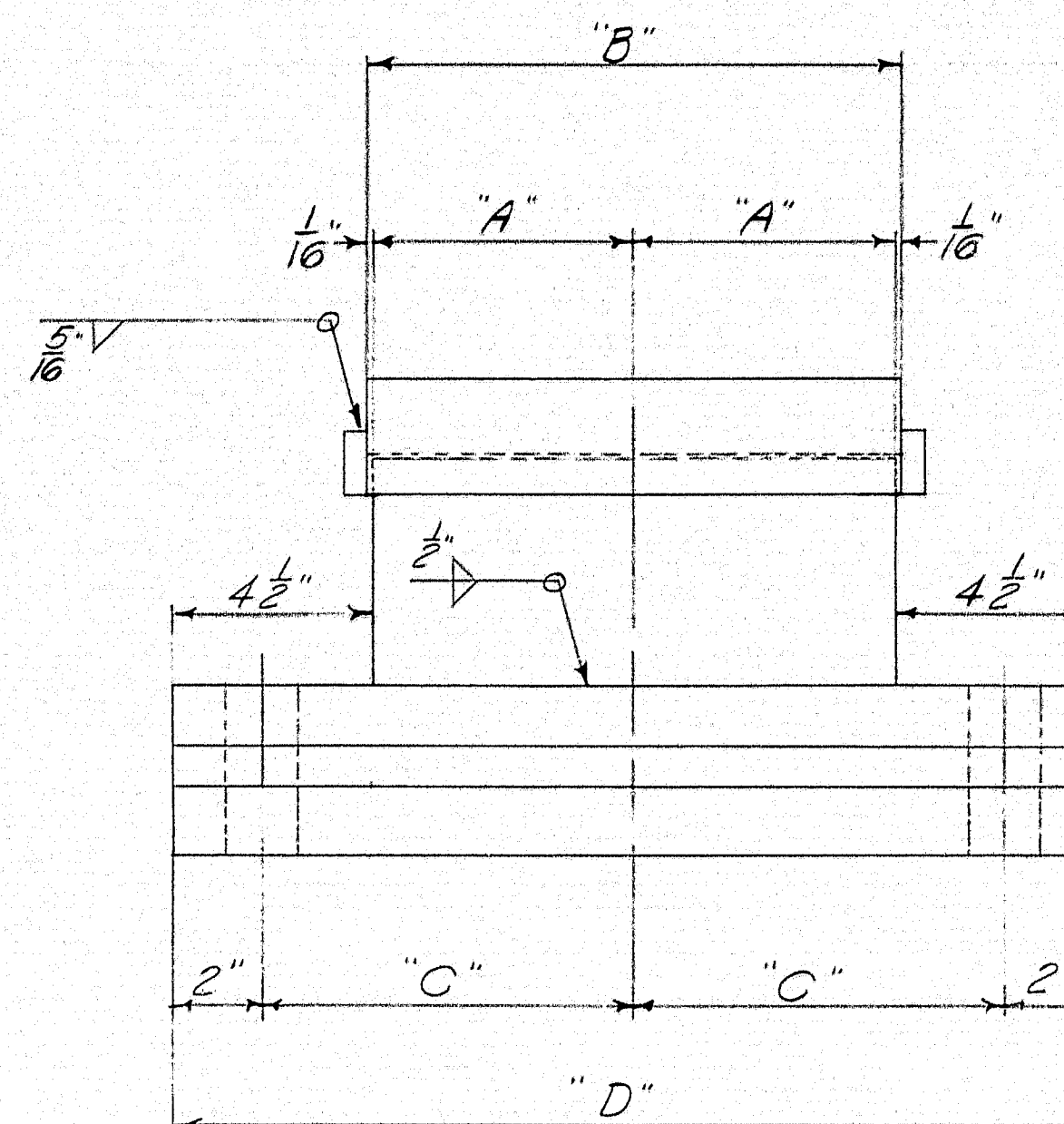
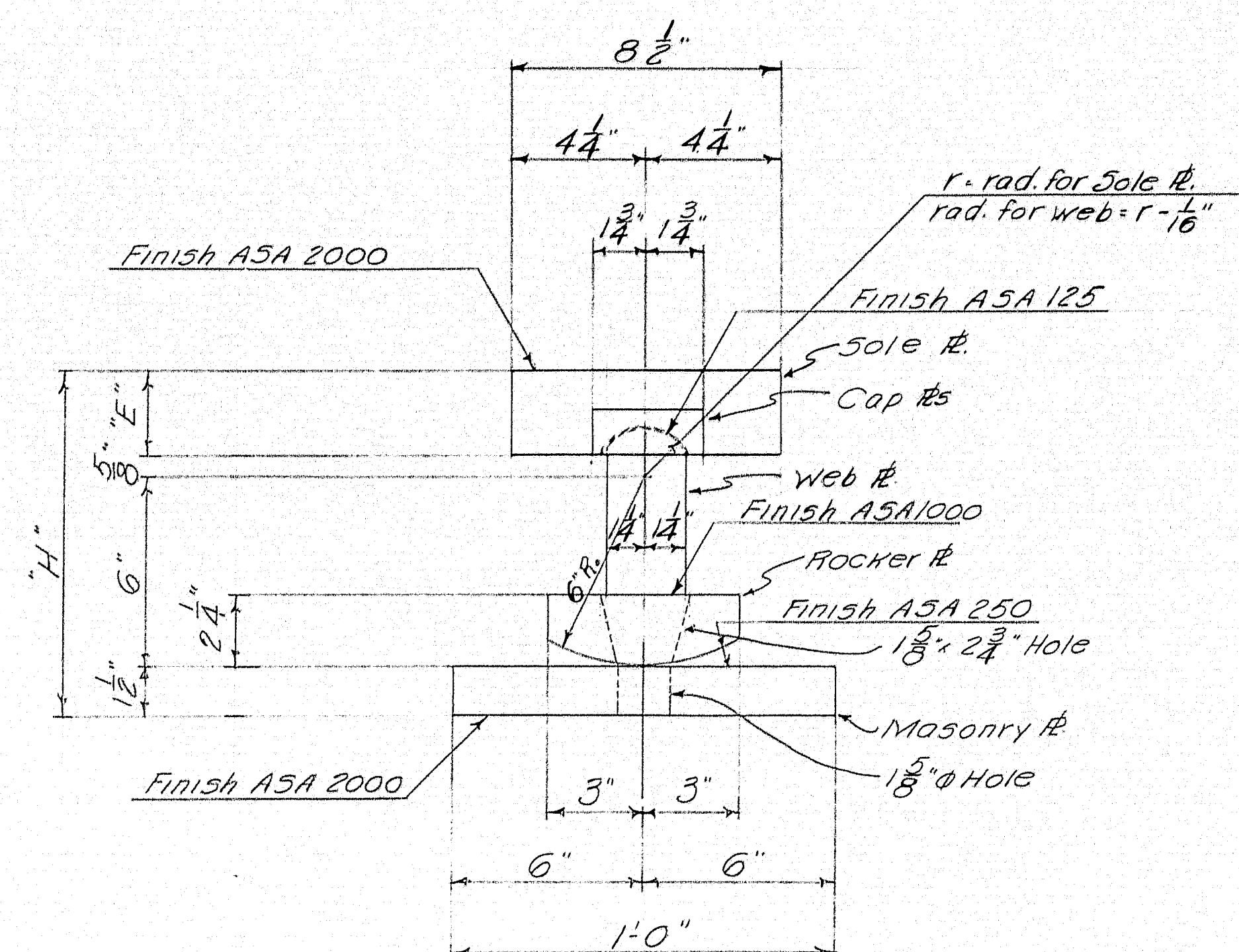
NOTES:
Brgs. J4 & J9 similar to J1 except as noted.
J5, J6, J7 & J8 similar to J2 except as noted.
Coat finish surface ASA 125 with white lead & tallow.
All plates to be flat & true.
Sole plates to be shop welded to stringers.

| SHIP | MARK | NO. | MARK | SHAPE | LENGTH | WT. | WT. OUT | REMARKS |
|--------------------------|--------|-----|------|--------------------|-----------|-----|---------|---------|
| J1 | 2 | | | Shop Assembly | | | | |
| J2 | 12 | | | do | | | | |
| J3 | 12 | | | do | | | | |
| J4 | 1 | | | do | | | | |
| J5 | 1 | | | do | | | | |
| J6 | 1 | | | do | | | | |
| J7 | 1 | | | do | | | | |
| J8 | 1 | | | do | | | | |
| J9 | 1 | | | do | | | | |
| 4 | MP1 | | | R 14" x 2 1/2" | 1 5 1/2" | 24 | | |
| 16 | MP2 | | | do | 1 5 | 96 | | |
| 12 | MP3 | | | do | 1 10 | 72 | | |
| 4 | W1 | | | FB 6 3/8" x 2 1/2" | 1 0 1/2" | 18 | | |
| 16 | W2 | | | do | 1 0 | 48 | | |
| 12 | W3 | | | do | 1 5 | 43 | | |
| 64 | P2 | | | FB 4 1/2" x 1 | 0 10 1/2" | 280 | | |
| 64 | P3 | | | FB 4" x 1 | 0 4 1/2" | 145 | | |
| AB1 | 128 | | | 1 1/4" bar | 2 0 | | | |
| AB2 | 64 | | | do | 2 0 | | | |
| 256 | | | | 1 1/4" hex nut | | | | |
| 128 | | | | 1 1/4" lock washer | | | | |
| 64 | Washer | | | FB 3 3/8" x 3/8" | 0 3 | | | |
| 2 | SP1 | | | R 8 1/2" x 2 | 1 0 3/8" | 8 | | |
| 12 | SP2 | | | do | 1 0 3/8" | 36 | | |
| 12 | SP3 | | | do | 1 5 1/8" | 60 | | |
| 1 | SP4 | | | R 8 1/2" x 4 1/4" | 1 0 3/8" | 4 | | |
| 1 | SP5 | | | R 8 1/2" x 5 1/8" | 1 0 3/8" | 3 | | |
| 1 | SP6 | | | R 8 1/2" x 6 1/8" | 1 0 3/8" | 3 | | |
| 1 | SP7 | | | R 8 1/2" x 5 1/8" | 1 0 3/8" | 3 | | |
| 1 | SP8 | | | R 8 1/2" x 6 1/8" | 1 0 3/8" | 3 | | |
| 1 | SP9 | | | R 8 1/2" x 4 1/4" | 1 0 3/8" | 4 | | |
| 64 | P1 | | | FB 1 1/4" x 2 | 0 3 1/2" | | | |
| TOTAL SCALE WEIGHT: | | | | | | | | |
| Scale weigh all material | | | | | | | | |

SHOP CONNECTIONS: Welded
FIELD CONNECTIONS:
HOLES: As Noted
PAINT: Red Lead except as noted

| | |
|--|-----------------------|
| FIXED BEARING (TYPE J) | |
| Bancroft & Martin Rolling Mills Company South Portland, Maine | |
| INTERSTATE OVER VERANDA ST. PORTLAND, ME. | |
| CUSTOMER | E. C. SNODGRASS, INC. |
| DESIGNER | M. S. H. C. |
| ORDER NO. | DWG. NO. 60-284-51 |

| | |
|----------|-------------|
| DRAWN | 823-60 RLF |
| REVISION | 9-15-60 RLF |
| REVISION | |
| REVISION | |



EXPANSION BEARING - TYPE C

| NO. | MARK | A | B | C | D | E | H | r | SOLE PLATE | MASONRY PLATE | ROCKER PLATE | WEB PLATE | CAP PLATE |
|-----|------|--------|----------|--------|----------|---------|-----------|---------|-------------------------------------|-------------------------------|-------------------------------|------------------------------------|--------------------------------|
| 1 | C1 | 6 1/4" | 1'0 5/8" | 8 3/4" | 1'9 1/2" | 2 1/8" | 10 1/4" | 1 7/16" | SP10. R 8 1/2" x 2 1/8" x 1'0 5/8" | MP1. R 12 x 1 1/2" x 1'9 1/2" | RP1. FB 6 x 2 1/4" x 1'9 1/2" | WP1. FB 5 1/8" x 2 1/2" x 1'0 1/2" | CPI. FB 3 1/2" x 2" x 0'1 1/4" |
| 8 | C2 | 6" | 1'0 5/8" | 8 1/2" | 1'9" | 2" | 10 3/8" | 1 7/16" | SP11. R 8 1/2" x 2" x 1'0 5/8" | MP2. R 12 x 1 1/2" x 1'9" | RP2. FB 6 x 2 1/4" x 1'9" | WP2. FB 5 1/8" x 2 1/2" x 1'0" | CPI |
| 2 | C3 | 6" | 1'0 5/8" | 8 1/2" | 1'9" | 2 1/4" | 10 3/8" | 1 7/16" | SP12. R 8 1/2" x 2 1/4" x 1'0 5/8" | MP2 | RP2 | WP3. FB 5 1/8" x 2 1/2" x 1'0" | CPI |
| 1 | C4 | 6" | 1'0 5/8" | 8 1/2" | 1'9" | 2 3/8" | 10 3/4" | 1 7/16" | SP13. R 8 1/2" x 2 3/8" x 1'0 5/8" | MP2 | RP2 | WP4. FB 5 1/8" x 2 1/2" x 1'0" | CPI |
| 1 | C5 | 6" | 1'0 5/8" | 8 1/2" | 1'9" | 3" | 11 3/8" | 1 7/16" | SP14. R 8 1/2" x 3" x 1'0 5/8" | MP2 | RP2 | WP5. FB 5 1/8" x 2 1/2" x 1'0" | CPI |
| 1 | C6 | 6" | 1'0 5/8" | 8 1/2" | 1'9" | 2 1/8" | 10 11/16" | 1 7/16" | SP15. R 8 1/2" x 2 1/8" x 1'0 5/8" | MP2 | RP2 | WP6. FB 5 1/8" x 2 1/2" x 1'0" | CPI |
| 1 | C7 | 6 1/4" | 1'0 5/8" | 8 3/4" | 1'9 1/2" | 2 3/8" | 10 1/2" | 1 7/16" | SP16. R 8 1/2" x 2 3/8" x 1'0 5/8" | MP1 | RP1 | WP7. FB 5 1/8" x 2 1/2" x 1'0 1/2" | CPI |
| 2 | C8 | 6 1/4" | 1'0 5/8" | 8 3/4" | 1'9 1/2" | 2" | 10 3/8" | 1 7/16" | SP17. R 8 1/2" x 2" x 1'0 5/8" | MP1 | RP1 | WP8. FB 5 1/8" x 2 1/2" x 1'0 1/2" | CPI |
| 1 | C9 | 6" | 1'0 5/8" | 8 1/2" | 1'9" | 2 1/8" | 10 1/4" | 1 7/16" | SP18. R 8 1/2" x 2 1/8" x 1'0 5/8" | MP2 | RP2 | WP9. FB 5 1/8" x 2 1/2" x 1'0" | CPI |
| 1 | C10 | 6" | 1'0 5/8" | 8 1/2" | 1'9" | 2 3/16" | 10 5/16" | 1 7/16" | SP19. R 8 1/2" x 2 3/16" x 1'0 5/8" | MP2 | RP2 | WP9 | CPI |
| 1 | C11 | 6" | 1'0 5/8" | 8 1/2" | 1'9" | 2 1/16" | 10 3/16" | 1 7/16" | SP20. R 8 1/2" x 2 1/16" x 1'0 5/8" | MP2 | RP2 | WP2 | CPI |
| 12 | C12 | 8 1/2" | 1'5 1/8" | 11" | 2'2" | 2" | 10 3/8" | 1 7/16" | SP21. R 8 1/2" x 2" x 1'5 1/8" | MP3. R 12 x 1 1/2" x 2'2" | RP3. FB 6 x 2 1/4" x 2'2" | WP10. FB 5 1/8" x 2 1/2" x 1'5" | CPI |

NOTES:-
Coat finish surfaces A5A125 & A5A250
with white lead & tallow.
All plates to be flat & true.
Sole Plates to be shop welded to stringers

| SHIP | | BILL OF MATERIAL | | | | DWG. NO. 60-284-52 | |
|--------------------|-----|------------------|--------------------|----------|-----|--------------------|---------|
| MARK | NO. | MARK | SHAPE | LENGTH | WT. | WT. SUB | REMARKS |
| C1 | 1 | | Shop Assembly | | | | |
| C2 | 8 | | do | | | | |
| C3 | 2 | | do | | | | |
| C4 | 1 | | do | | | | |
| C5 | 1 | | do | | | | |
| C6 | 1 | | do | | | | |
| C7 | 1 | | do | | | | |
| C8 | 2 | | do | | | | |
| C9 | 1 | | do | | | | |
| C10 | 1 | | do | | | | |
| C11 | 1 | | do | | | | |
| C12 | 12 | | do | | | | |
| | 4 | MP1 | R 12 x 1 1/2" | 1'9 1/2" | 7 | | |
| | 16 | MP2 | do | 1'9" | 28 | | |
| | 12 | MP3 | do | 2'2" | 21 | | |
| | 4 | RP1 | FB 6 x 2 1/4" | 1'9 1/2" | 60 | | |
| | 16 | RP2 | do | 1'9" | 240 | | |
| | 12 | RP3 | do | 2'2" | 238 | | |
| | 1 | WP1 | FB 5 1/8" x 2 1/2" | 1'0 1/2" | 2 | | |
| | 9 | WP2 | do | 1'0" | 18 | | |
| | 2 | WP3 | do | 1'0" | 4 | | |
| | 1 | WP4 | do | 1'0" | 2 | | |
| | 1 | WP5 | do | 1'0" | 2 | | |
| | 1 | WP6 | do | 1'0" | 2 | | |
| | 1 | WP7 | do | 1'0 1/2" | 2 | | |
| | 2 | WP8 | do | 1'0 1/2" | 4 | | |
| | 2 | WP9 | do | 1'0" | 4 | | |
| | 12 | WP10 | do | 1'5" | 36 | | |
| | 1 | SP10 | R 8 1/2" x 2 1/8" | 1'0 5/8" | 4 | | |
| | 8 | SP11 | R 8 1/2" x 2" | 1'0 5/8" | 24 | | |
| | 2 | SP12 | R 8 1/2" x 2 1/4" | 1'0 5/8" | 6 | | |
| | 1 | SP13 | R 8 1/2" x 2 3/8" | 1'0 5/8" | 3 | | |
| | 1 | SP14 | R 8 1/2" x 3" | 1'0 5/8" | 3 | | |
| | 1 | SP15 | R 8 1/2" x 2 1/8" | 1'0 5/8" | 3 | | |
| | 1 | SP16 | R 8 1/2" x 2 3/8" | 1'0 5/8" | 4 | | |
| | 2 | SP17 | R 8 1/2" x 2" | 1'0 5/8" | 8 | | |
| | 1 | SP18 | R 8 1/2" x 2 1/8" | 1'0 5/8" | 3 | | |
| | 1 | SP19 | R 8 1/2" x 2 3/16" | 1'0 5/8" | 3 | | |
| | 1 | SP20 | R 8 1/2" x 2 1/16" | 1'0 5/8" | 3 | | |
| | 12 | SP21 | R 8 1/2" x 2" | 1'5 1/8" | 60 | | |
| | 64 | CPI | FB 3 1/2" x 2" | 0'1 1/4" | | | |
| TOTAL SCALE WEIGHT | | | | | | | |

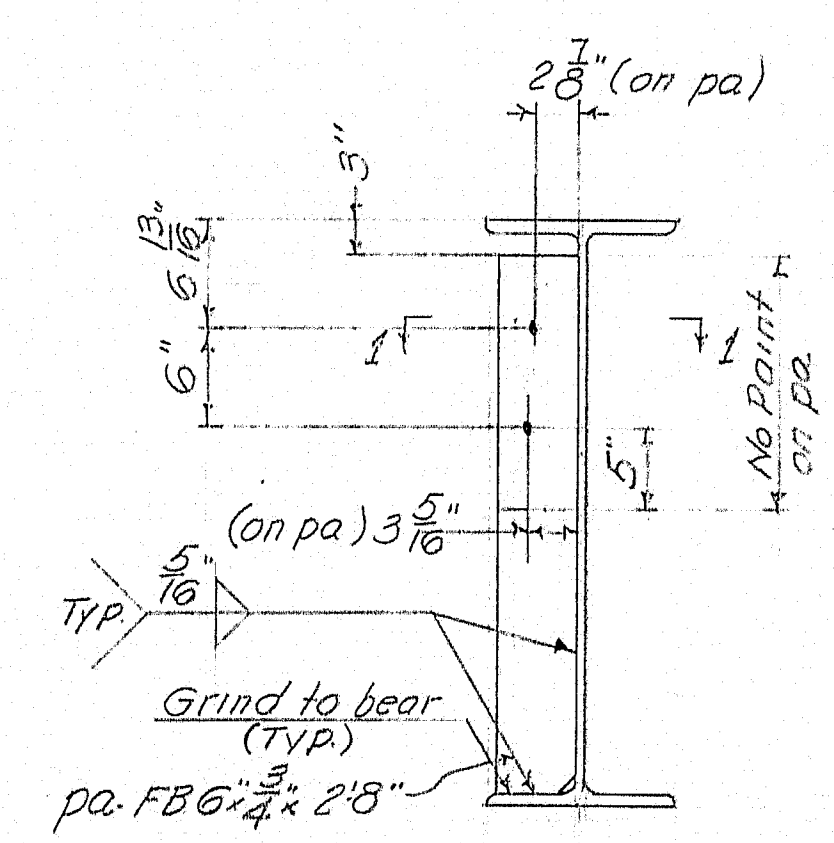
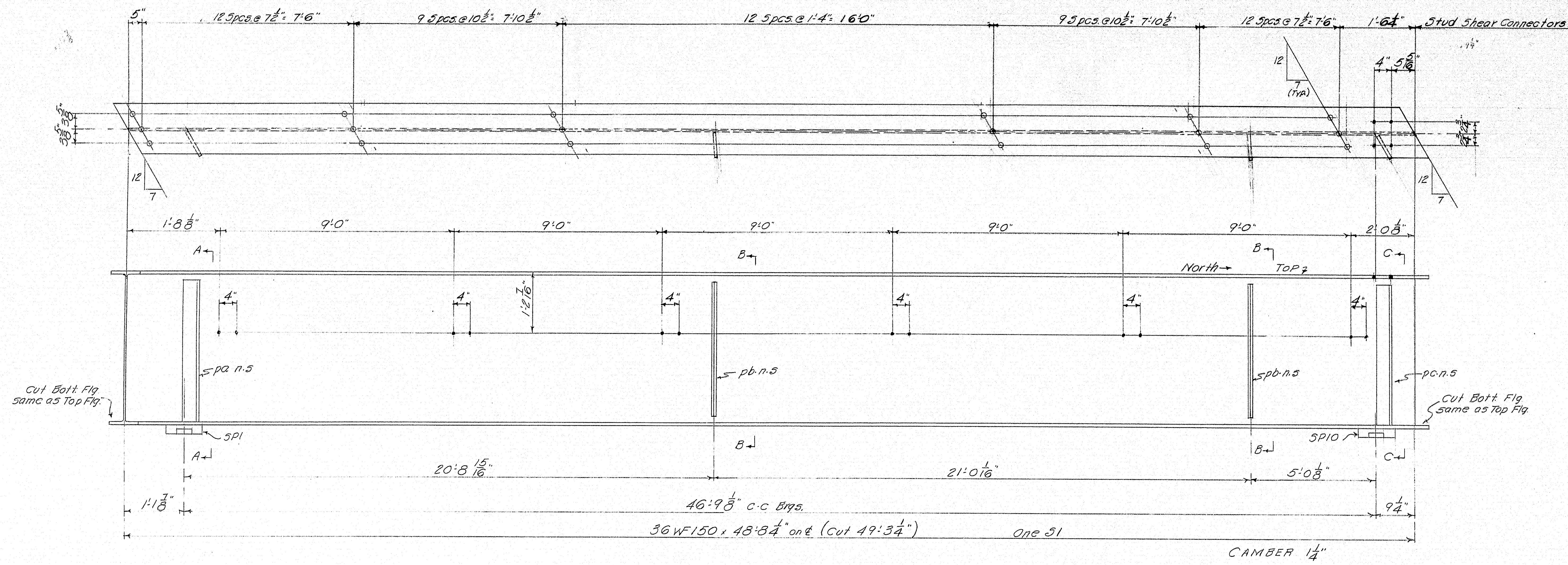
SHOP CONNECTIONS: Welded
FIELD CONNECTIONS:
HOLES: AS NOTED
PAINT: Red Lead except as noted

EXPANSION BEARING (TYPE C)
Bancroft & Martin Rollings Mills Company
South Portland 7, Maine
INTERSTATE OVER VERANDA ST.
PORTLAND, ME.
CUSTOMER E.C. SNODGRASS, INC.
DESIGNER M.S. H. C.
ORDER NO. _____ DWG. NO. 60-284-52

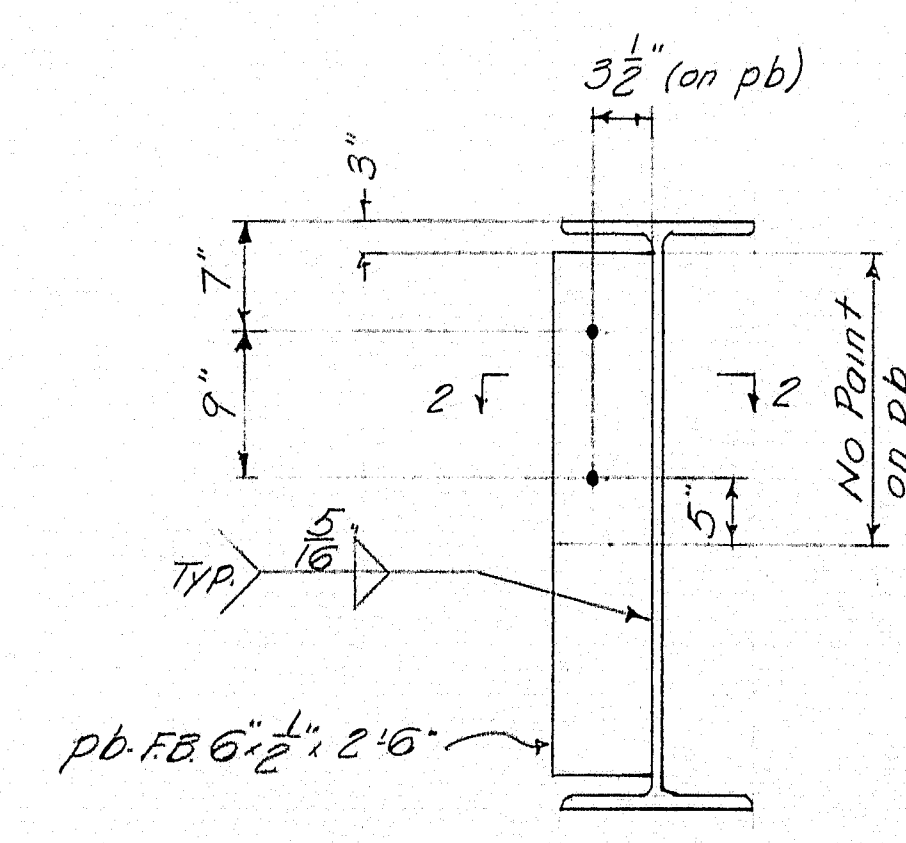
| | |
|----------|----------------|
| DRAWN | 8-2460 P.L.F. |
| REVISION | 9-15-60 P.L.F. |
| REVISION | |
| REVISION | |

clad

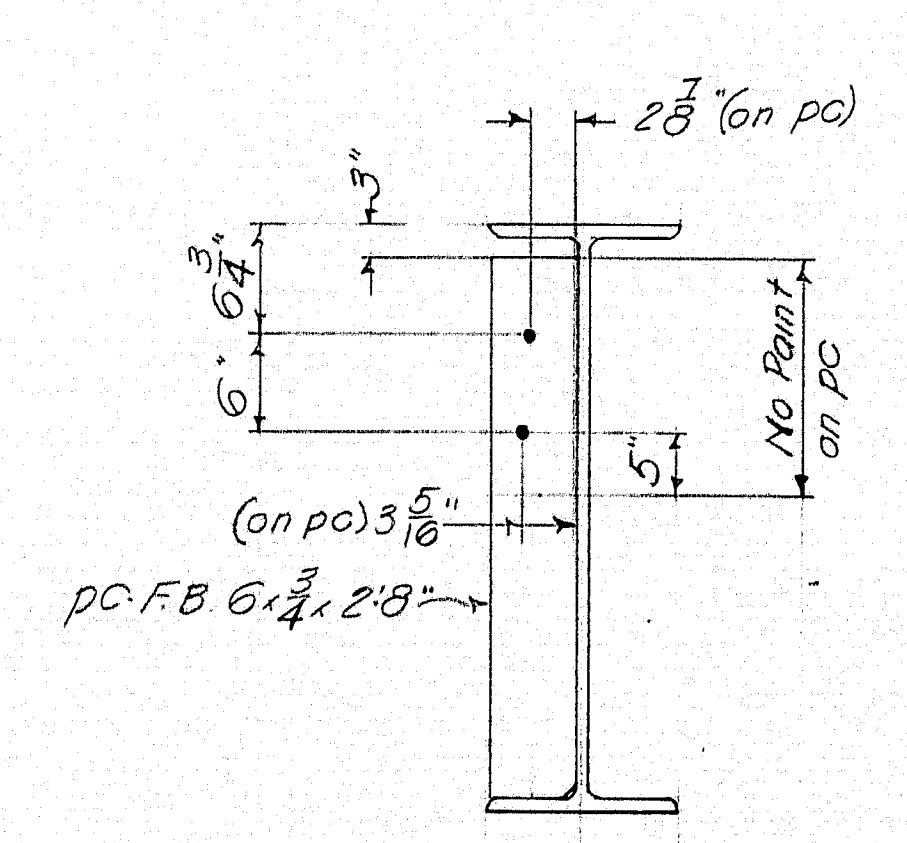
80-74



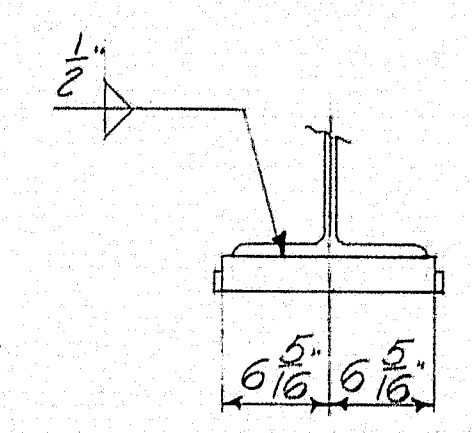
SECTION A-A



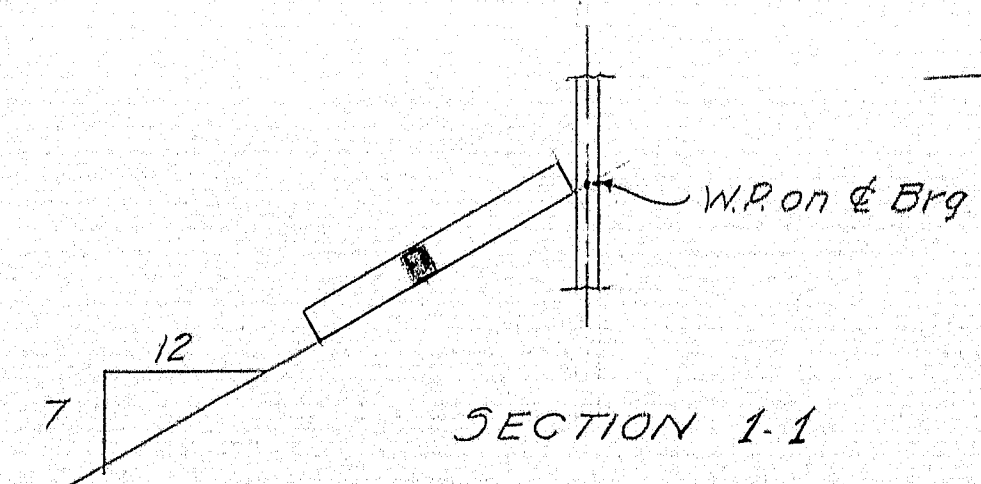
SECTION B-B



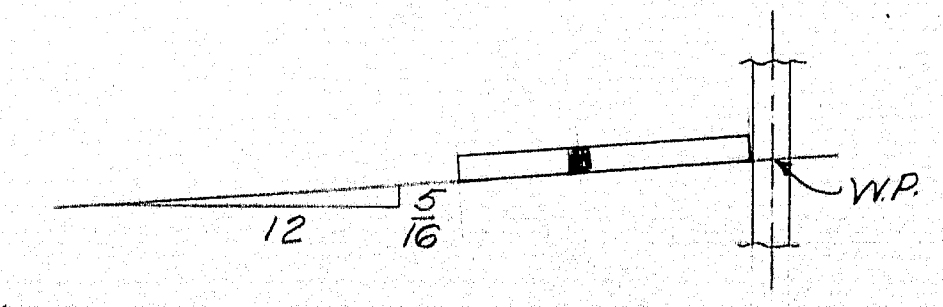
SECTION C-C



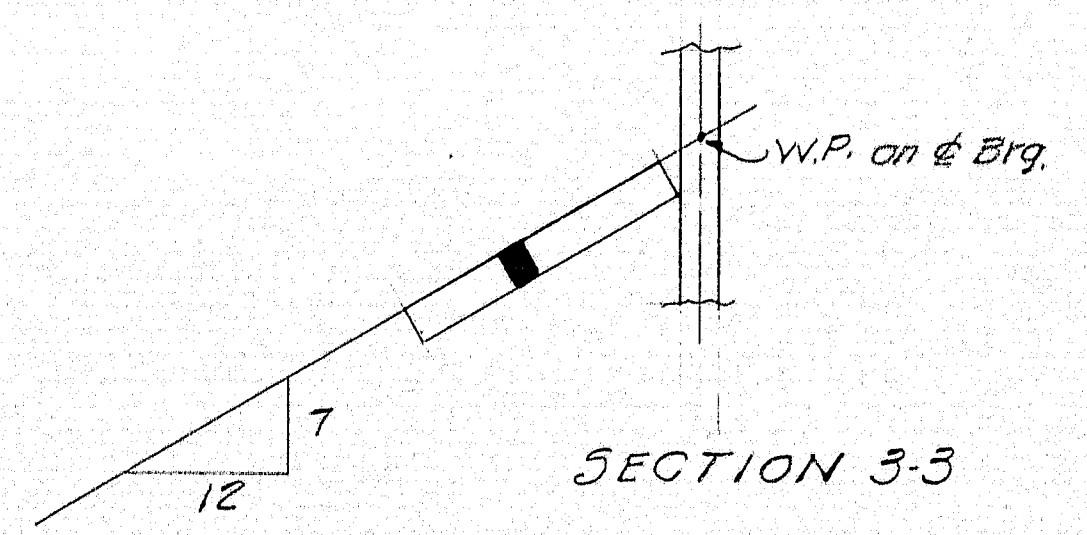
SECTION @ SPI, SPI0, & SPI6



SECTION 1-1



SECTION 2-2



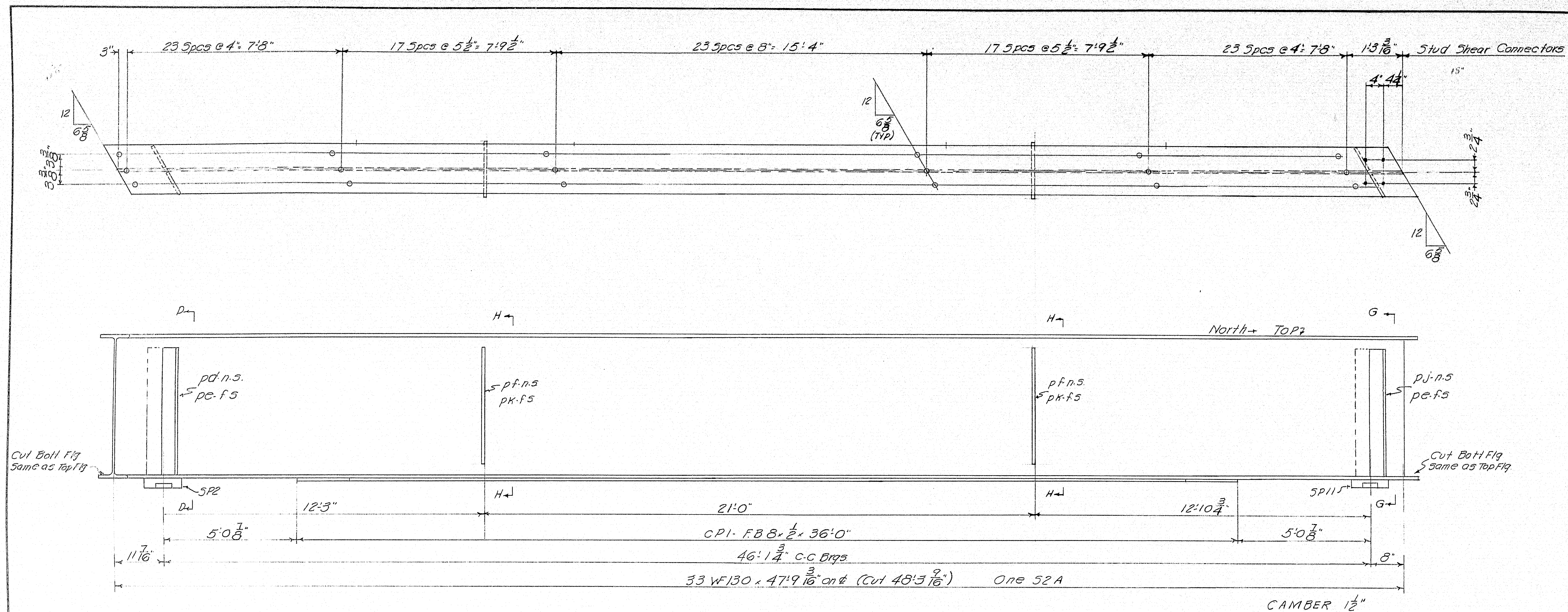
SECTION 3-3

Plug weld & grind form bracket hole in SI & S4 (by field)

NOTES:
 See Dwg. 60-284-51 & 52 for SPI & SPI6
 Holes in web are for form brackets
 Stud shear connectors - 3/4" x 0'4"
 No paint top & edges of top flg.
 Holes: 1/8" x 1/8"
 Shop Point: Field Lead per M.S.H.C. Specs.
 Omit Stud Shear Connectors - Spiral Shear Connectors to be used in their place.

| | |
|--|----------------------|
| STRINGER - SPAN 1 | |
| Bancroft & Martin Rolling Mills Company South Portland 1, Maine | |
| INTERSTATE OVER VERANDA ST. PORTLAND, ME. | |
| CUSTOMER | E.C. SNODGRASS, INC. |
| DESIGNER | M.S.H.C. |
| ORDER NO. | DWG. NO. 60-28453 |

| | |
|----------|-------------|
| DRAWN | 3-30-60 PLF |
| REVISION | 2-30-60 PLF |
| REVISION | |
| REVISION | |



NOTES:
Work this DWG with DWG 60-284 53 & 54


| | |
|---|--------------------|
| STRINGER - SPAN 1 | |
| Bancroft & Martin Rolling Mills Company | |
| South Portland, Maine | |
| INTERSTATE OVER VERANDA ST. | |
| PORTLAND, ME | |
| CUSTOMER E.C. SNODGRASS, INC. | |
| DESIGNER M.S.H.C. | |
| ORDER NO. | DWG. NO. 60-284-55 |

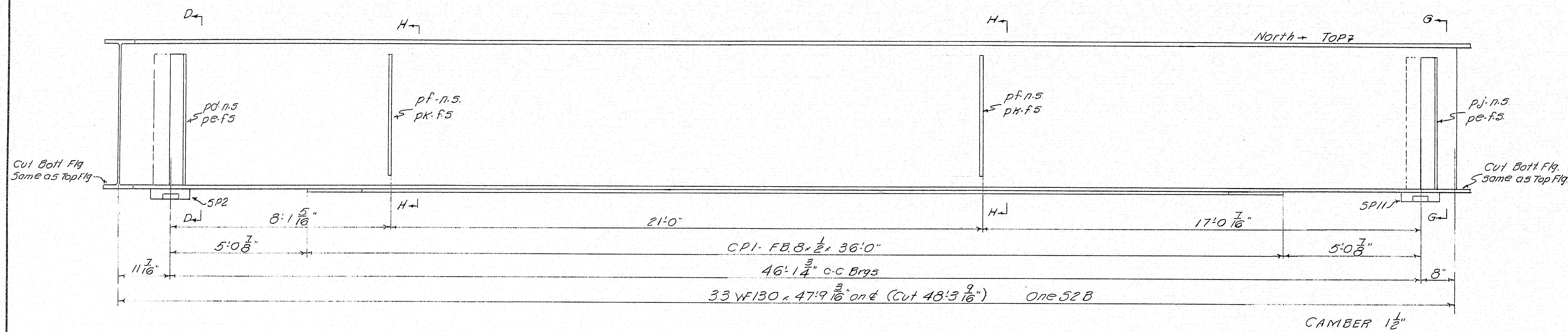
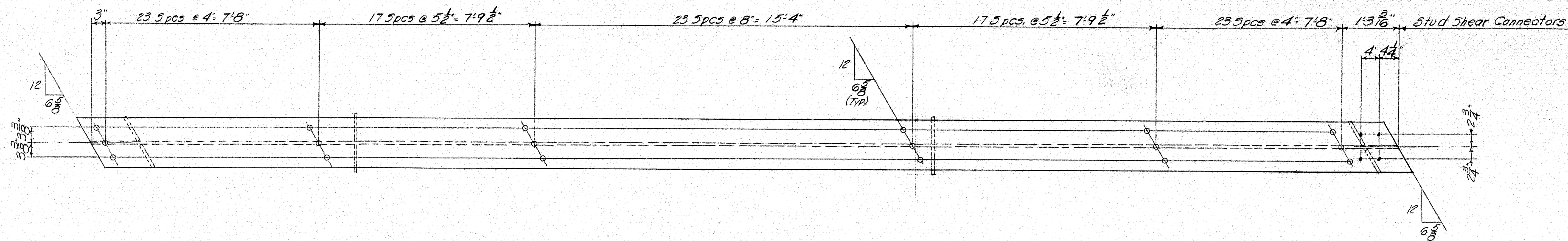
APR 9 1960

| | | |
|----------|--------|-----|
| DRAWN | 831-60 | PLF |
| REVISION | | |
| REVISION | | |
| REVISION | | |

click

80-77






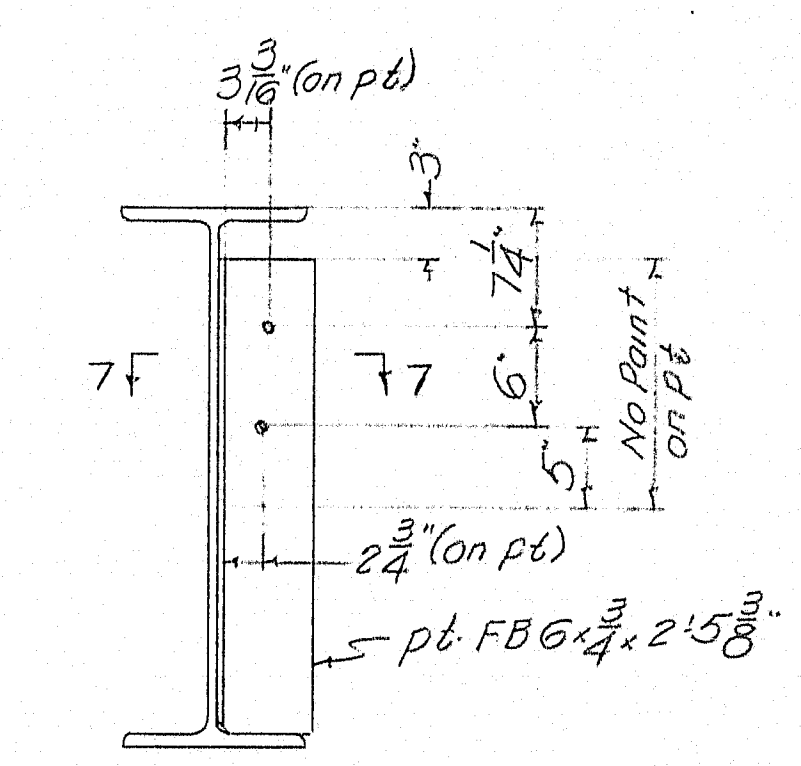
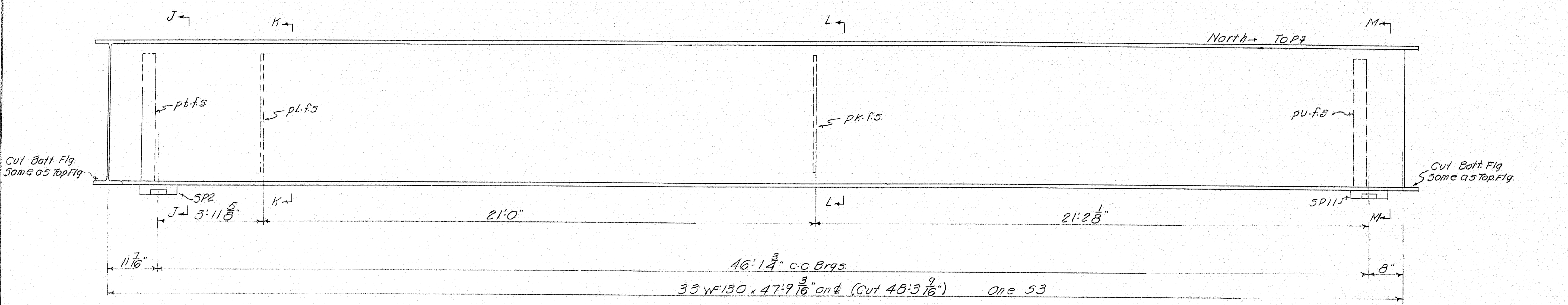
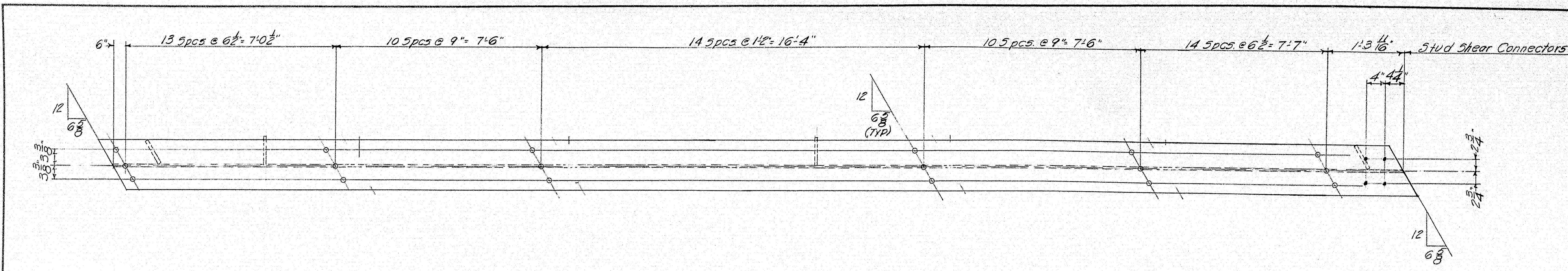
NOTES:
Work this DWG. with DWGS 60-284-53, 54, & 55

| | | |
|------------------|--|-------------------------------|
| APR 9 26 60 | STRINGER-SPAN 1 | |
| | Bancroft & Martin Rolling Mills Company | |
| | South Portland 7, Maine | |
| | INTERSTATE-OVER VERANDA ST. PORTLAND, ME. | |
| DRAWN 831-60 RLF | | CUSTOMER E.C. SNODGRASS, INC. |
| REVISION | | DESIGNER M.S.H.C. |
| REVISION | | ORDER NO. _____ |
| REVISION | | DWG. NO. 60-284-56 |

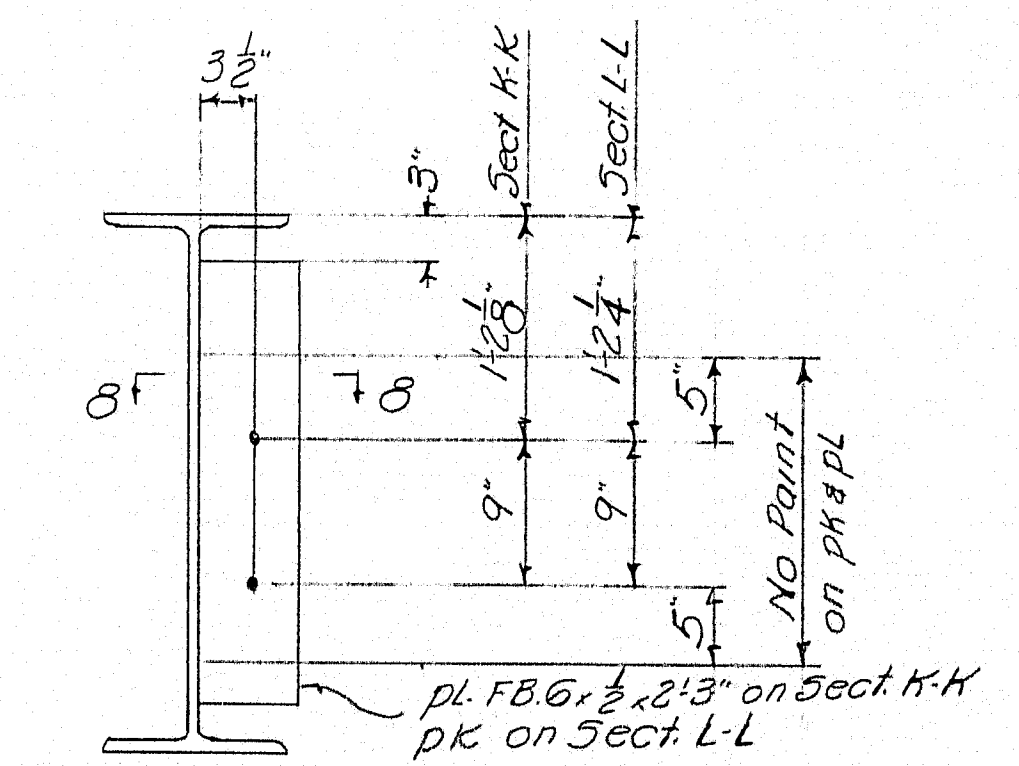
ch 164

80-78

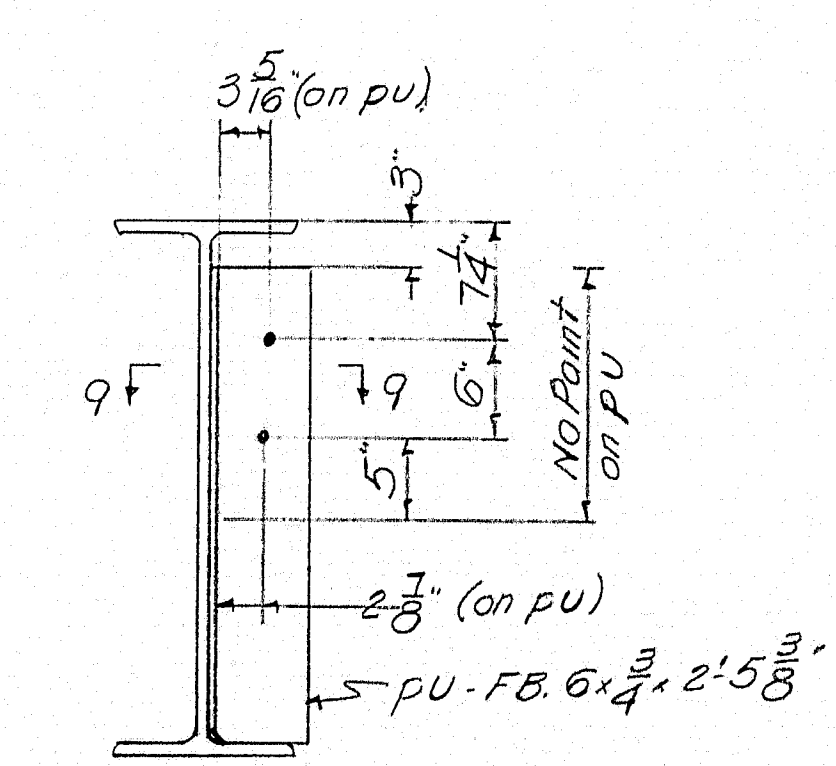




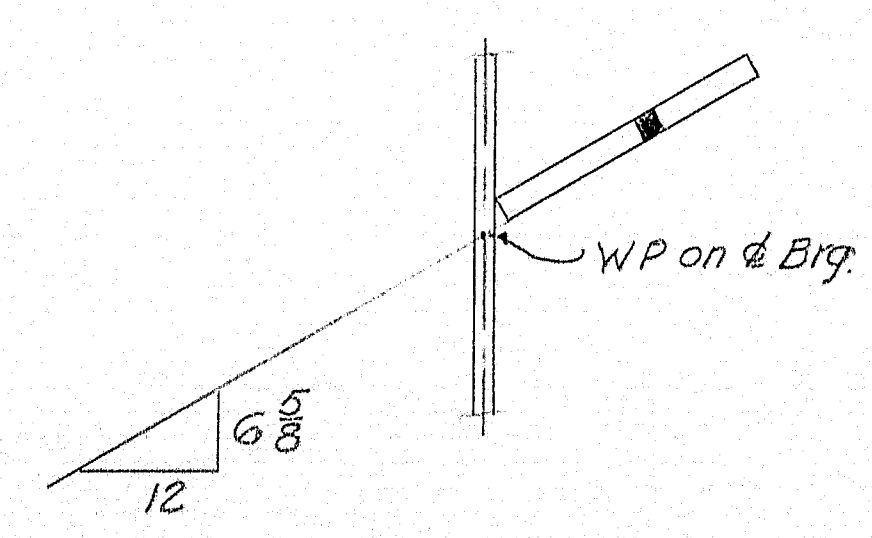
SECTION J-J



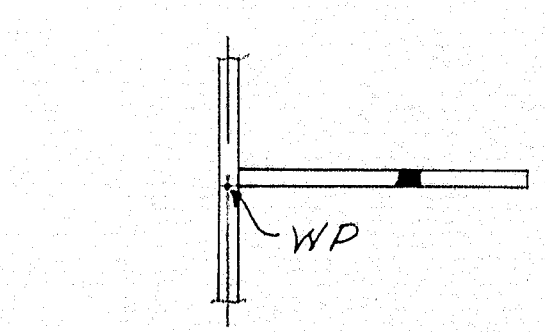
SECTION K-K
SECTION L-L



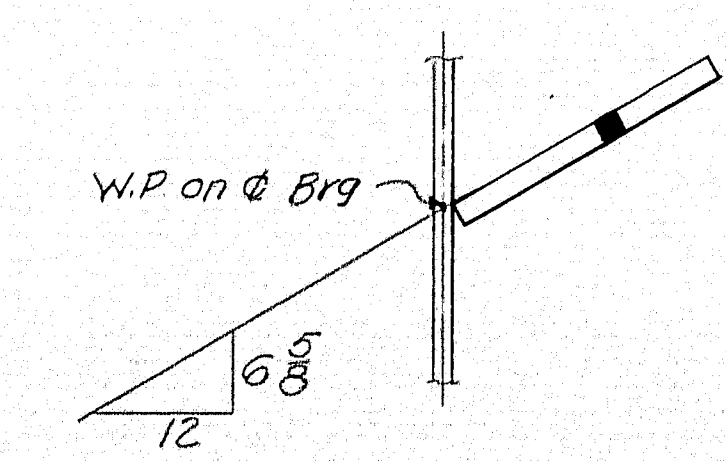
SECTION M-M



SECTION 7-7



SECTION 8-8

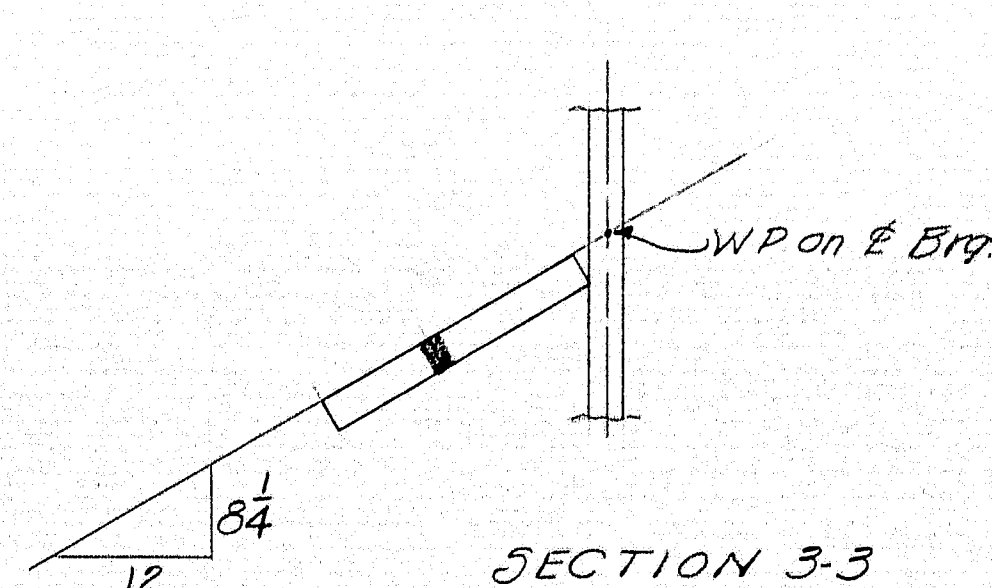
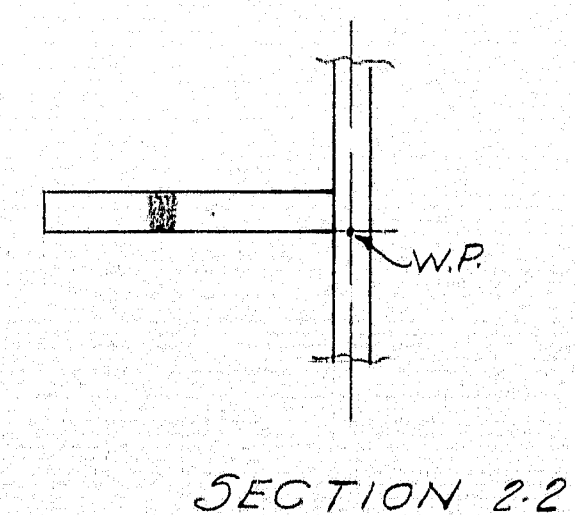
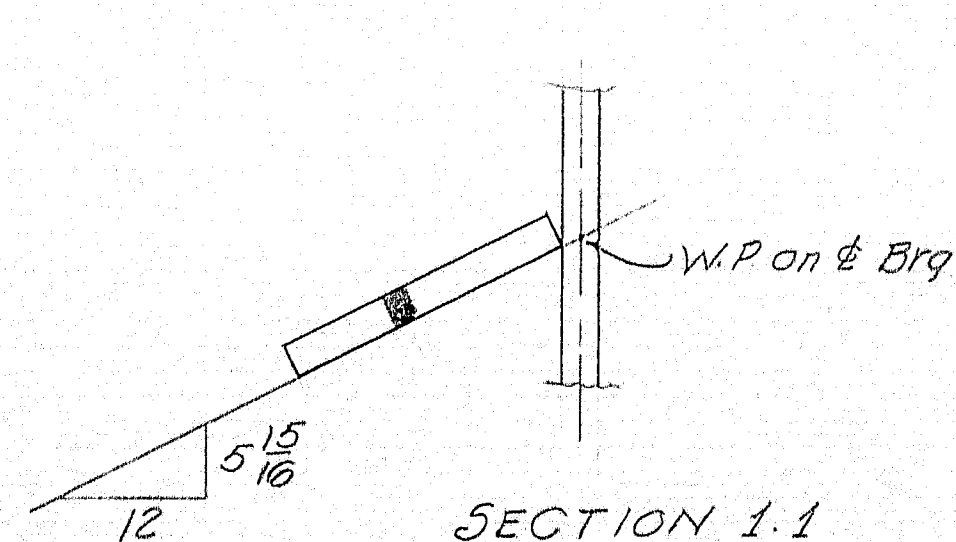
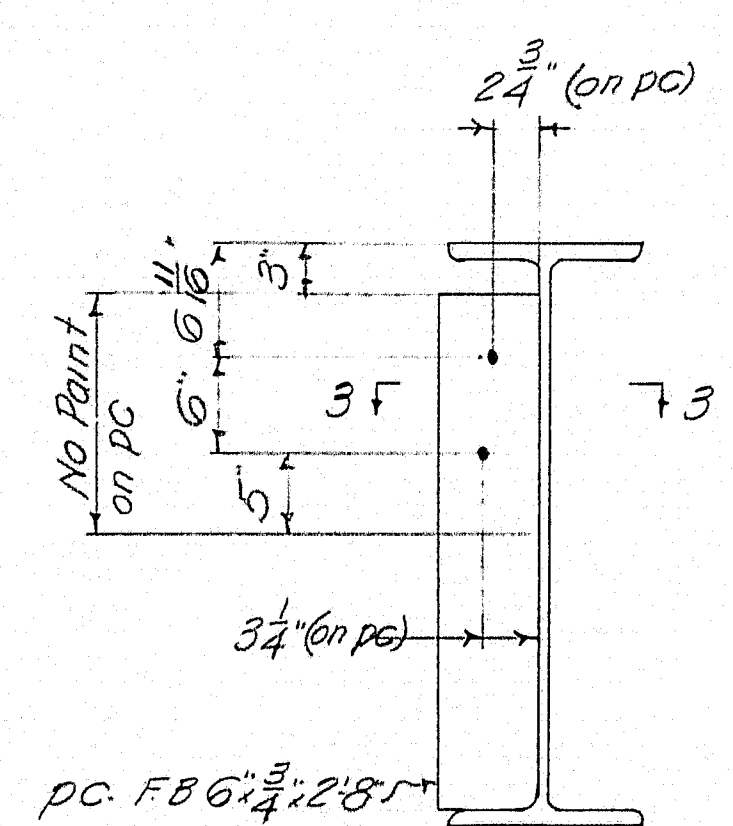
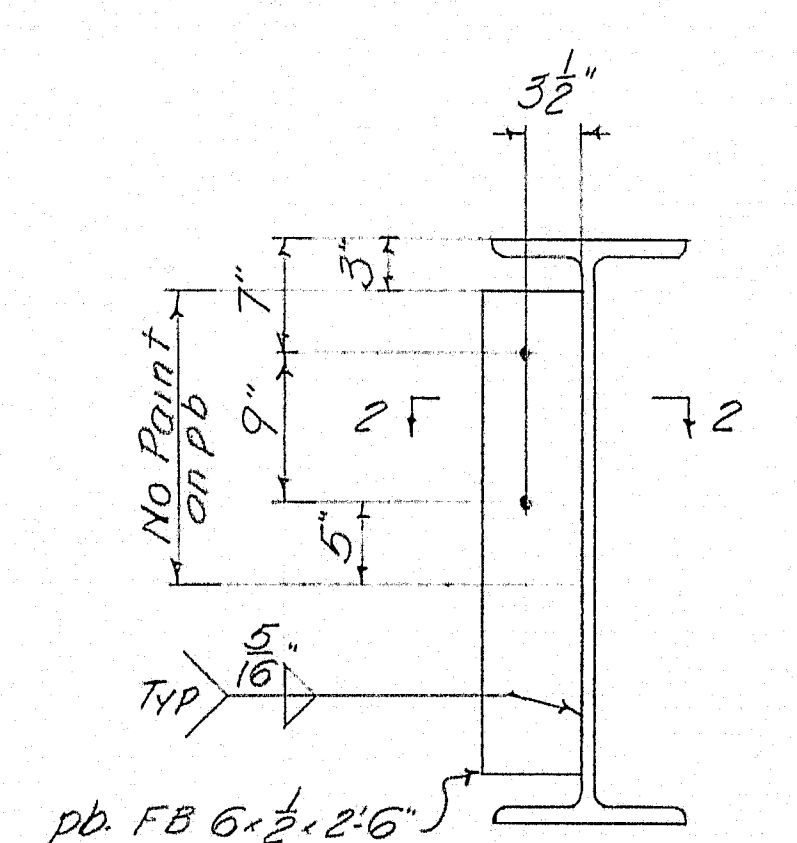
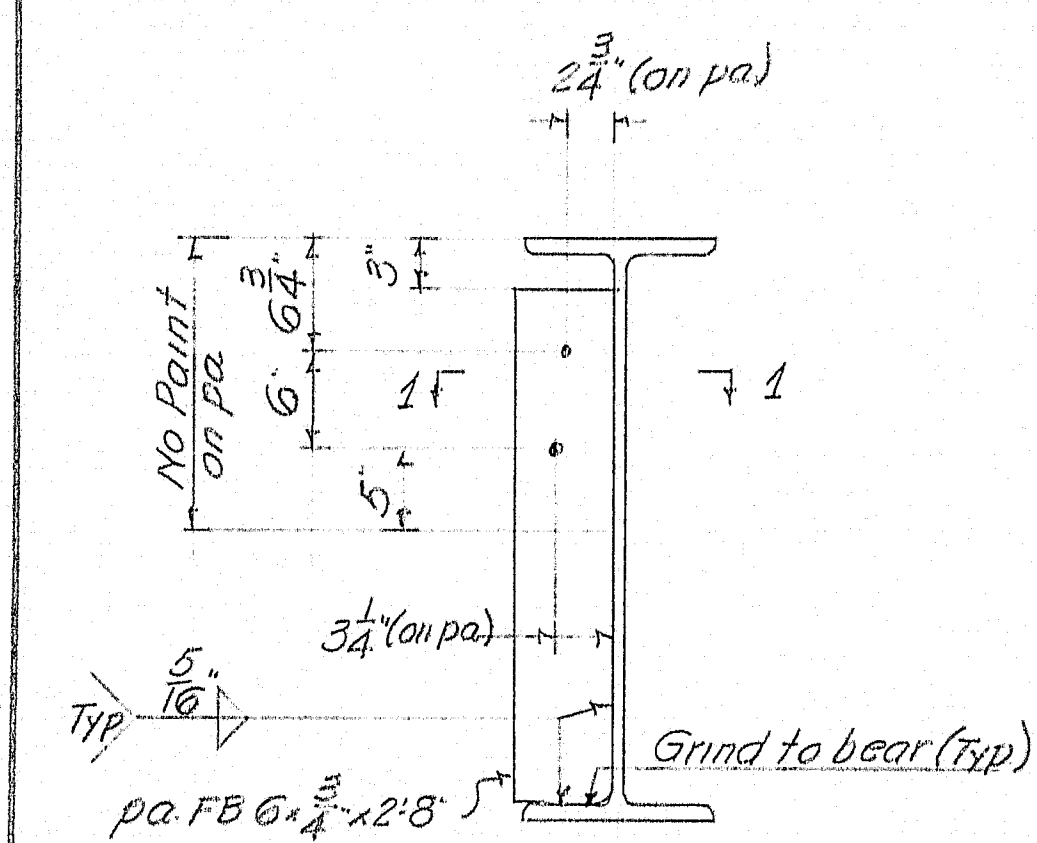
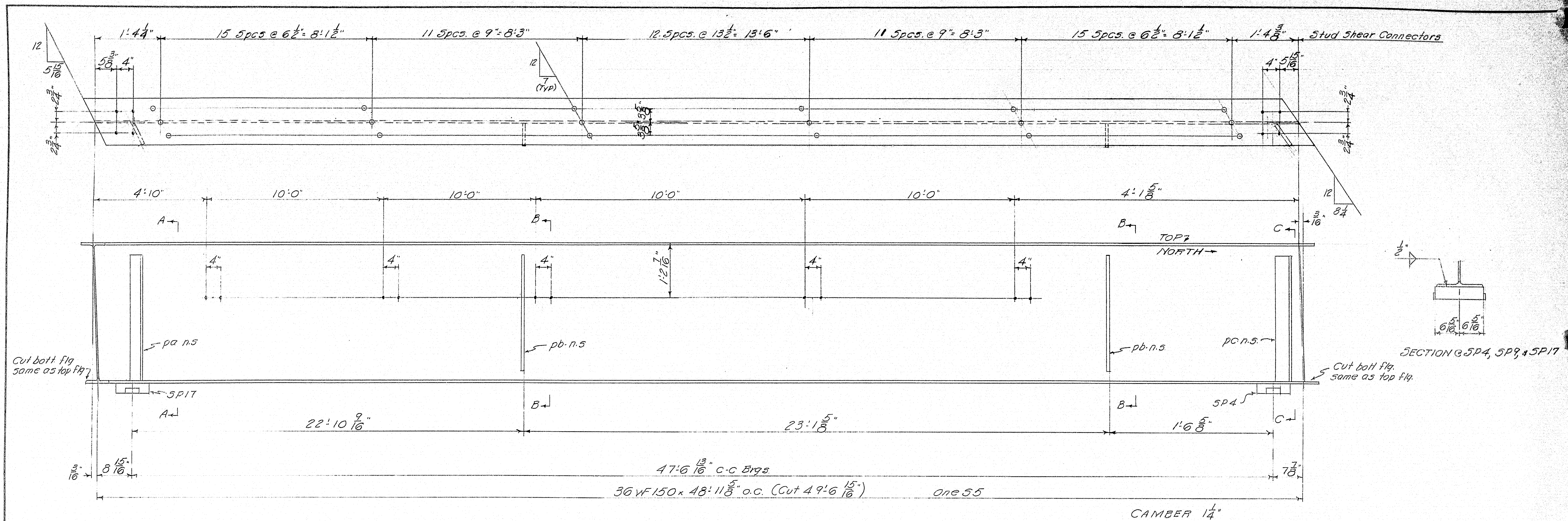


SECTION 9-9

NOTES:
Work this DWG with DWG 60-284.53 to 56

| | |
|---|--------------------|
| STRINGER SPAN 1 | |
| Bancroft & Martin Rolling Mills Company | |
| South Portland 7, Maine | |
| INTERSTATE OVER VERANDA ST. | |
| PORTLAND, ME. | |
| CUSTOMER E.C. SNODGRASS, INC. | |
| DESIGNER M.S.H.C. | |
| ORDER NO. | DWG. NO. 60-284.57 |

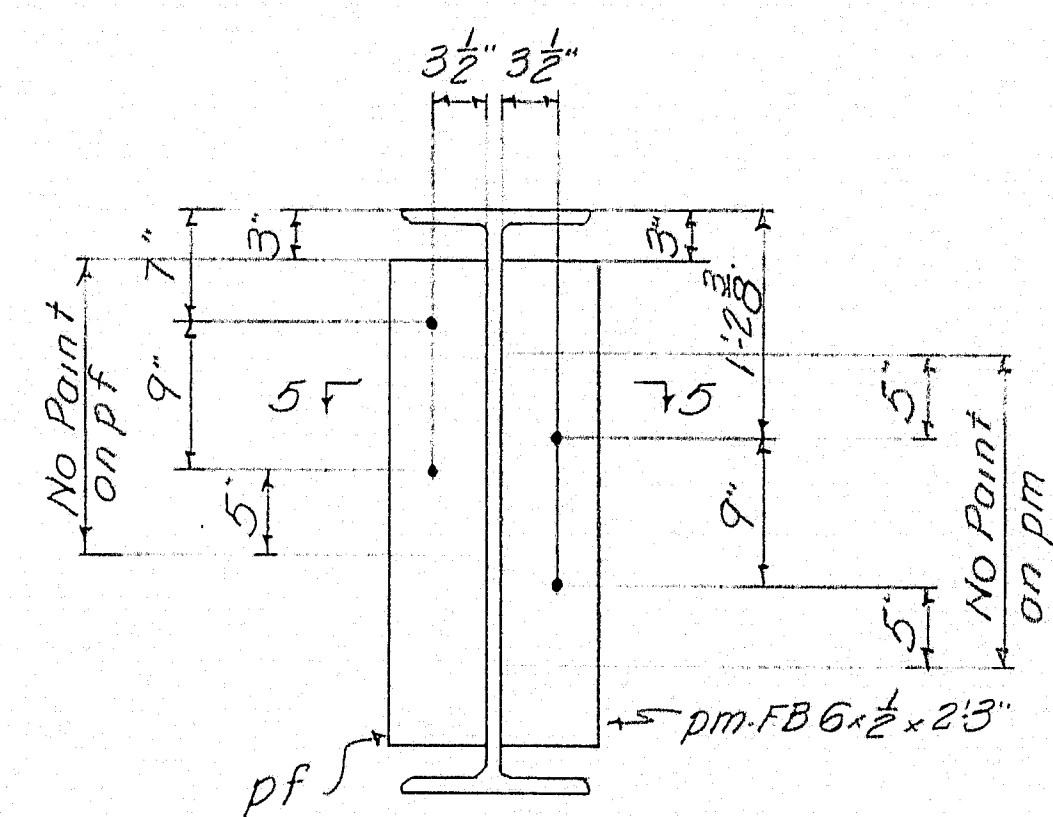
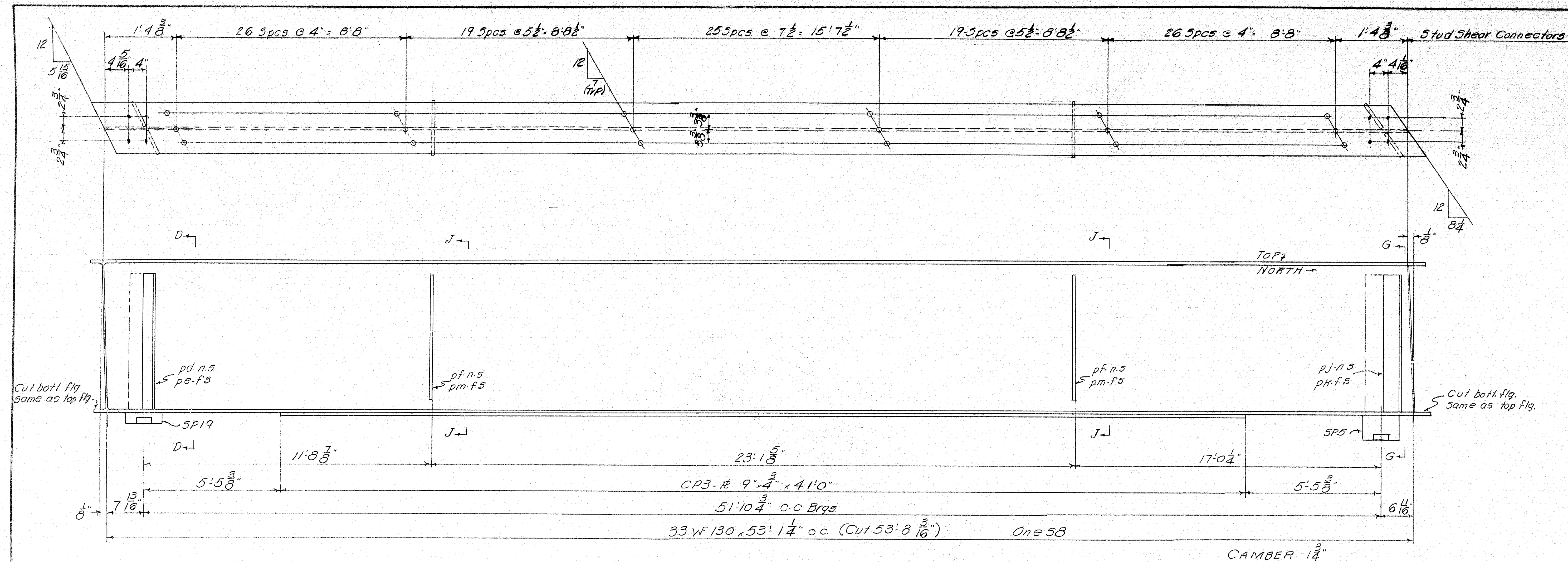
| | |
|----------|----------------|
| DRAWN | 8.31.60 P.L.F. |
| REVISION | 9.30.60 P.L.F. |
| REVISION | |
| REVISION | |



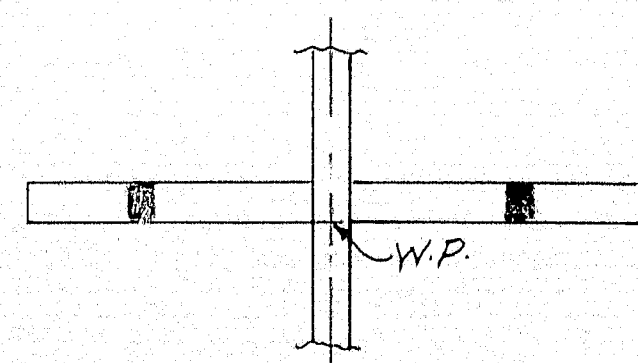
NOTES:
See Dwg's 60-284-514, 52 for 3P2 to 3P20
Holes in web are for form brackets
514d Shear connectors - $\frac{3}{4}'' \phi \times 4''$
No paint top & edges of top flg.
Holes: $\frac{1}{2}'' \phi$
Shop Paint: Red Lead per M.S.H.C Specs.
Omit 514d Shear Connectors - Spiral Shear
Connectors to be used in their place.
Plug weld & grind form bracket holes in 55" 514 (by field)

| | | |
|-------------|--|---------------------------|
| APR 9 23-60 | STRINGER - SPAN 2 | |
| | Barnes & Martin Rolling Mills Company South Portland 7, Maine | |
| | INTERSTATE OVER VERANDA ST. PORTLAND, ME. | |
| | CUSTOMER | E. C. SNODGRASS INC. |
| F | DESIGNER | M. S. H. C. |
| F | ORDER NO. _____ | DWG. NO. <u>60-284513</u> |

| | | |
|----------|---------|--------|
| DRAWN | 9-13-60 | P.L.F. |
| REVISION | 9-27-60 | P.L.F. |
| REVISION | | |
| REVISION | | |



SECTION J-J




SECTION 5-5

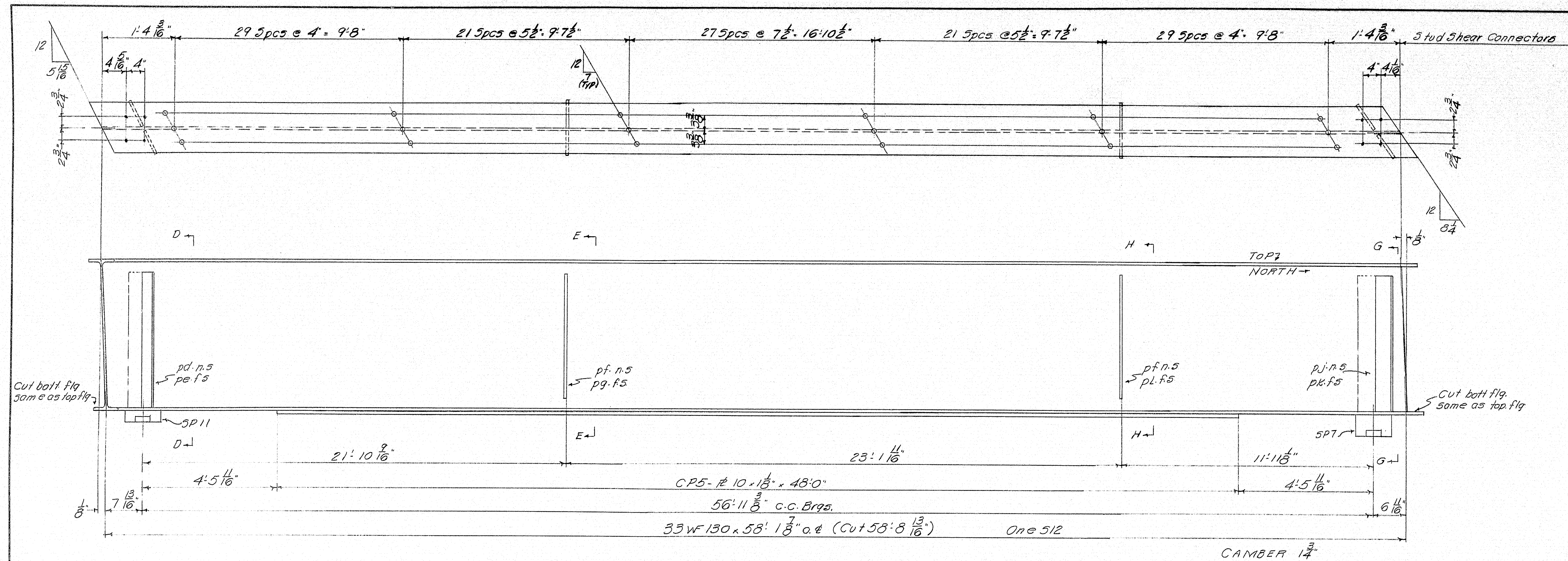
NOTES:
Work this DWG with DWGS 60-284-513, 514, & 515

| | | |
|----------------------|---|-------------------------------|
| APR 9-23-60 | STRINGER SPAN 2 | |
| | Bancroft & Martin Rolling Mills Company | |
| | South Portland 7, Maine | |
| | INTERSTATE OVER VERANDA ST PORTLAND, ME. | |
| DRAWN 9-16-60 P.L.F. | | CUSTOMER E.C. SNODGRASS, INC. |
| REVISION | | DESIGNER M.S.H.C. |
| REVISION | | ORDER NO. |
| REVISION | | DWG. NO. 60-284-516 |

chks

60-98

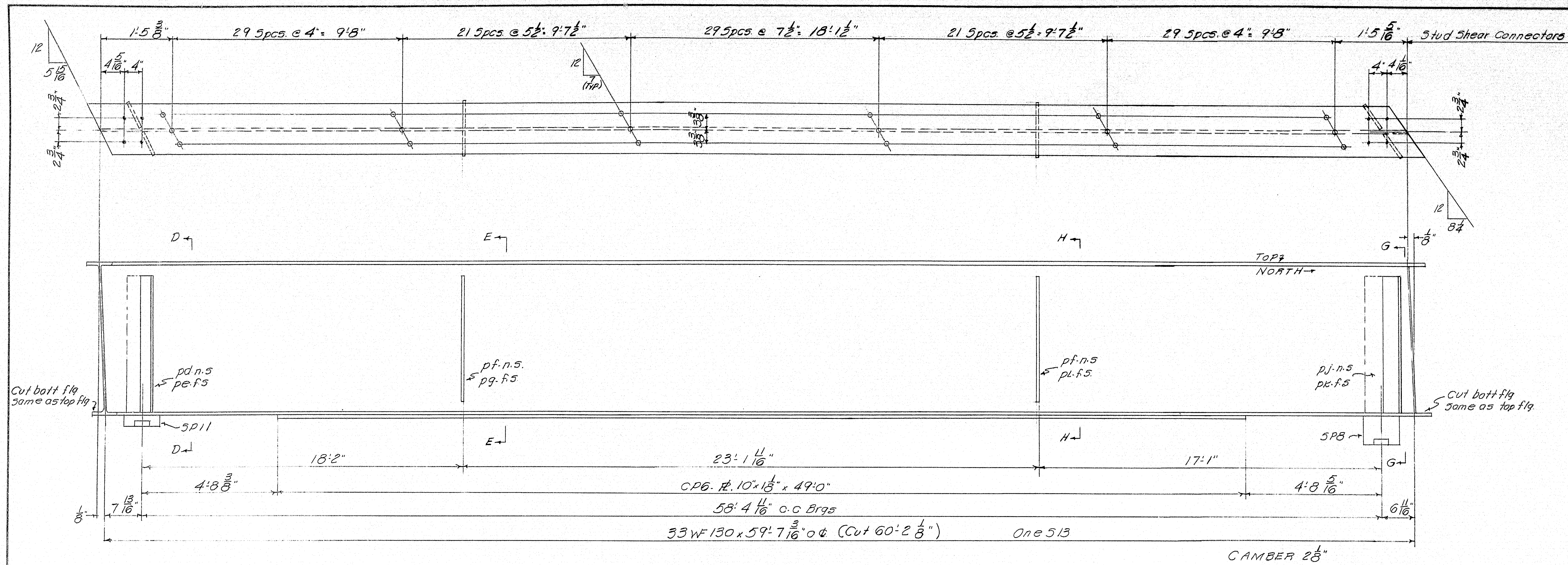




NOTES:
Work this DWG with DWGS. 60-284-513 to 519 inc.

| | | | |
|----------------------|--|---|--|
| DRAWN 9.17.60 P.L.F. | | STRINGER-SPAN 2 | |
| REVISION | | Bancroft & Martin Rolling Mills Company | |
| REVISION | | South Portland, Maine | |
| REVISION | | INTERSTATE OVER VERANDA ST. | |
| REVISION | | PORTLAND, ME. | |
| ORDER NO. | | CUSTOMER E.C. SNODGRASS, INC. | |
| | | DESIGNER M.S.H.C. | |
| | | DWG. NO. 60-284-520 | |

APR 9-23-60




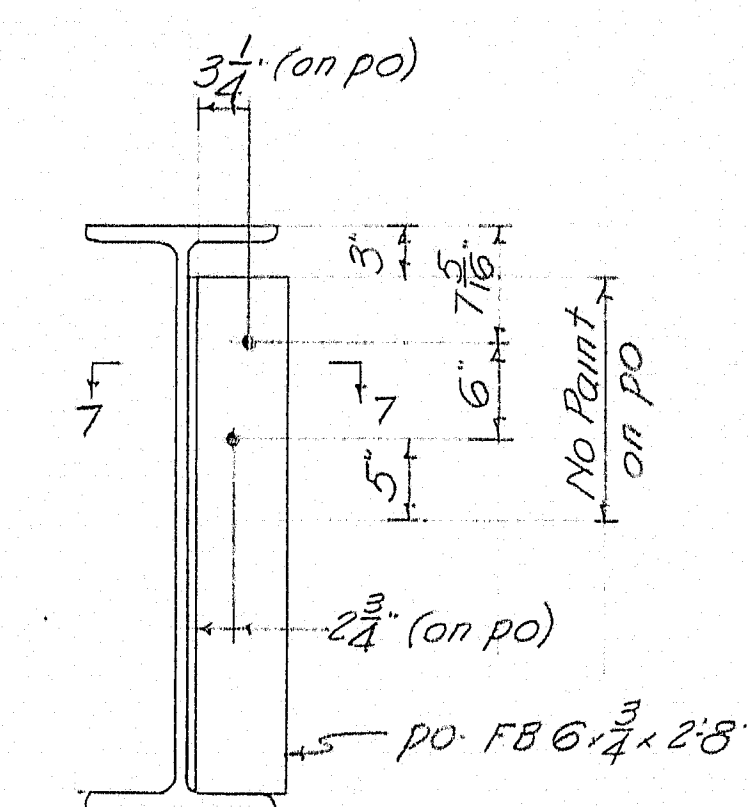
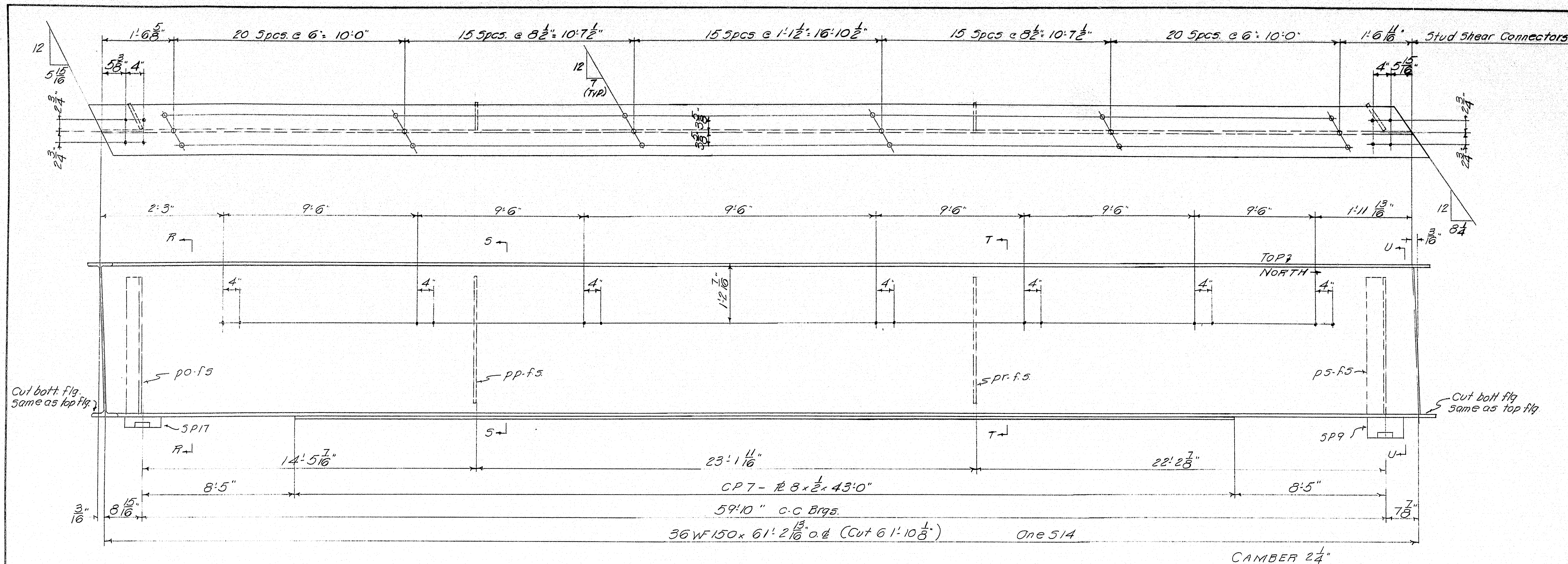
NOTES:
Work this DWG with DWGS 60-284-513 to 520 inc.

APR 9-23-60

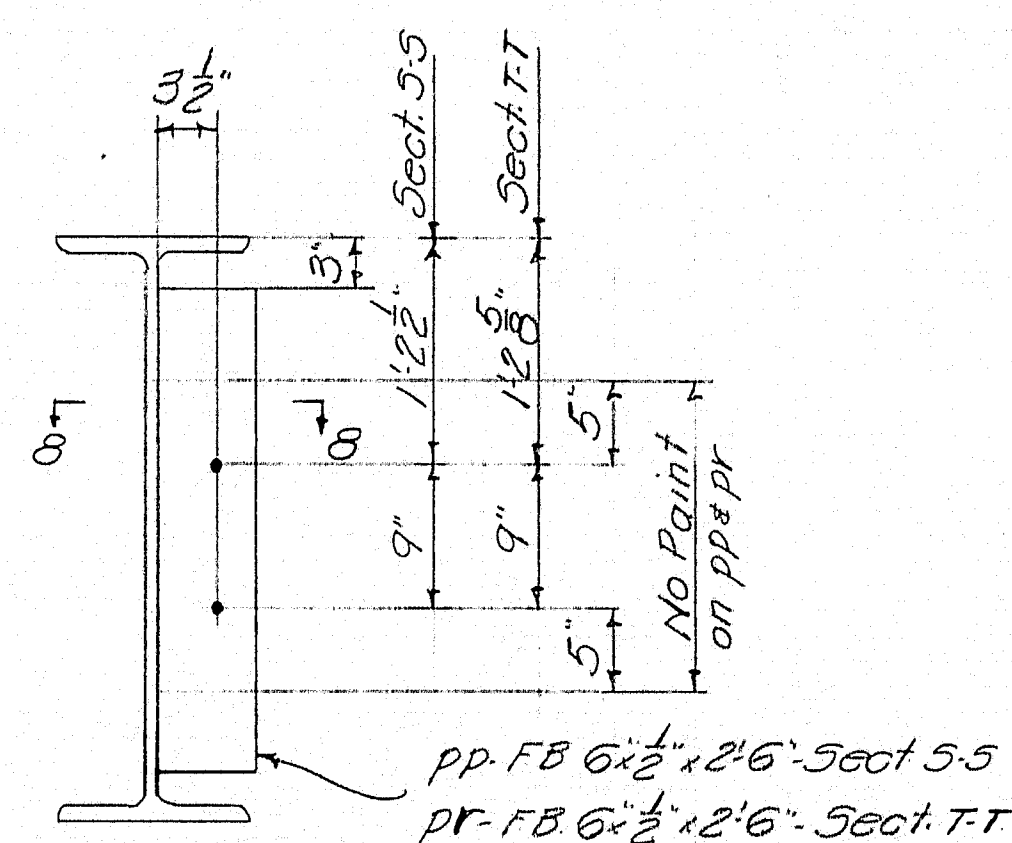
| | |
|---|----------------------|
| STRINGER - SPAN 2 | |
| Bancroft & Martin Rollings Mills Company South Portland, Maine | |
| INTERSTATE OVER VERANDA ST. PORTLAND, ME. | |
| CUSTOMER | E.C. SNODGRASS, INC. |
| DESIGNER | M.S.H.C. |
| ORDER NO. | DWG. NO. 60-284-521 |

| | |
|----------|----------------|
| DRAWN | 9-17-60 R.L.F. |
| REVISION | 9-27-60 R.L.F. |
| REVISION | |
| REVISION | |

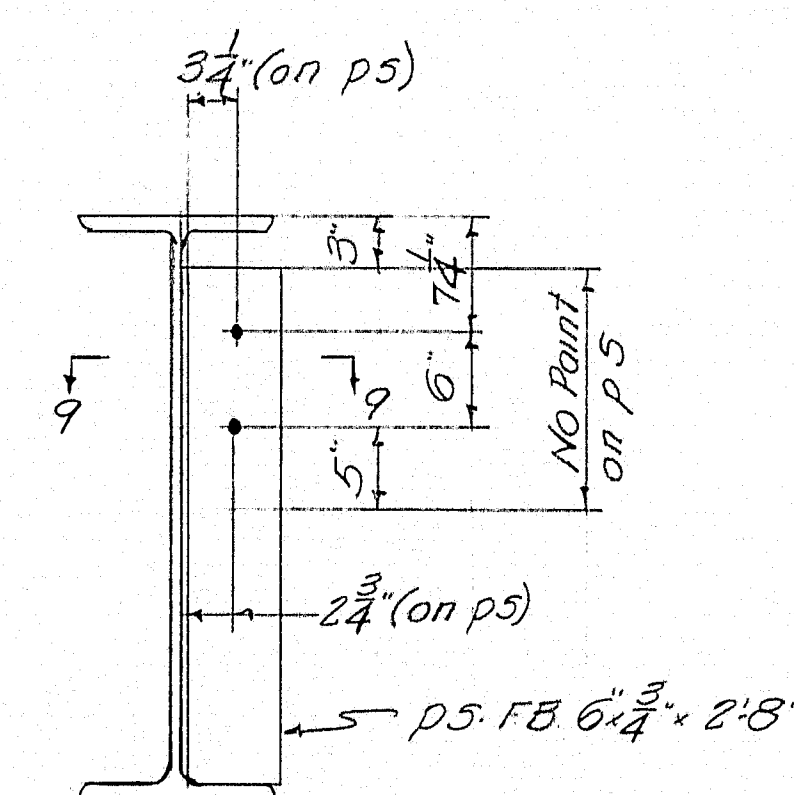




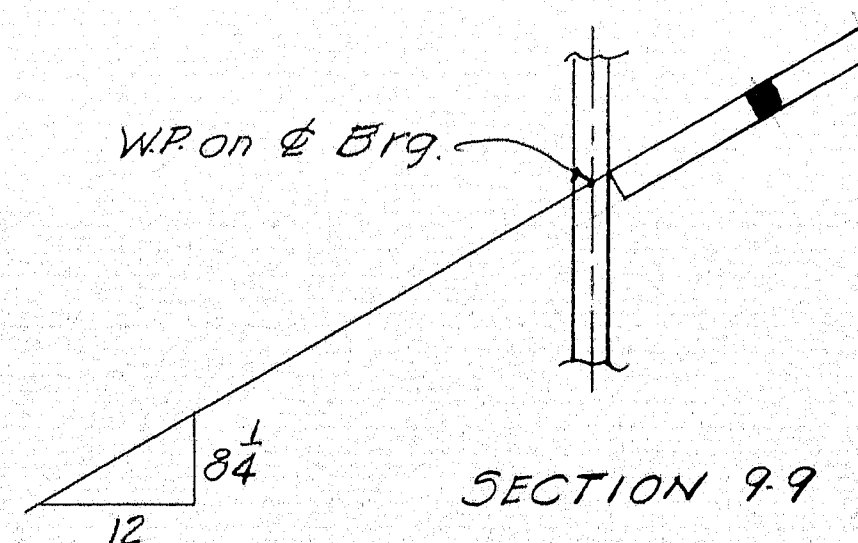
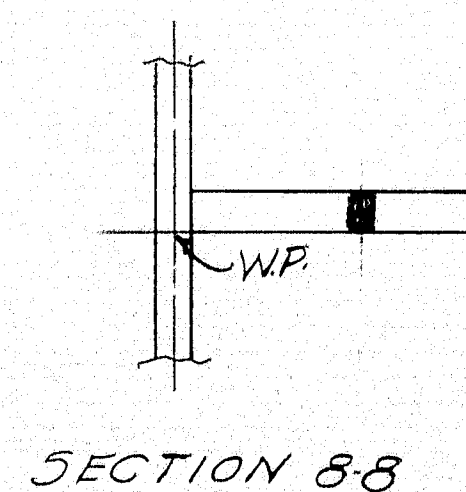
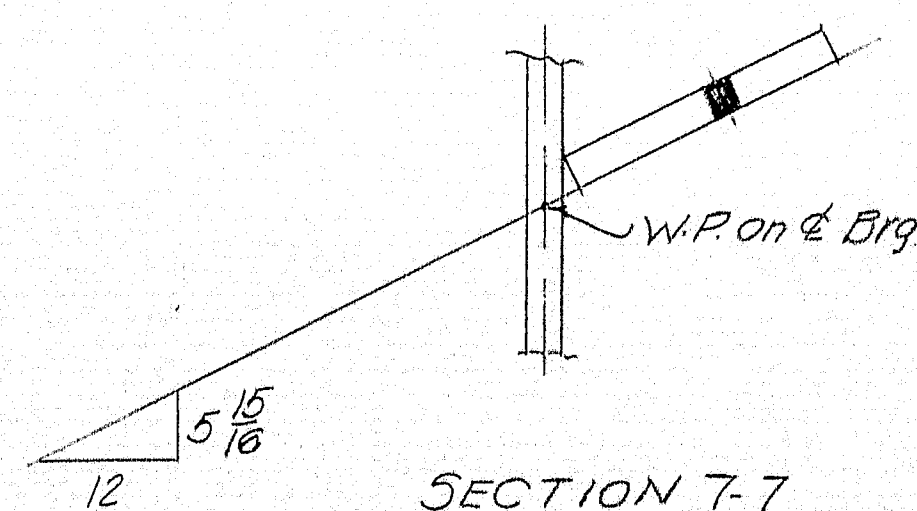
SECTION R-R



SECTION S-S
SECTION T-T




SECTION U-U



NOTES:
Work this DWG with DWGS 60-284-513 to 521 inc.

| | | |
|-------------------|---|-------------------------------|
| APR 9 23 60 | STRINGER - SPAN 2 | |
| | Bancroft & Martin Rolling Mills Company | |
| | South Portland 7, Maine | |
| | INTERSTATE OVER VERANDA ST | |
| | PORTLAND, ME. | |
| DRAWN 9.19.60 RLF | | CUSTOMER E.C. SNODGRASS, INC. |
| REVISION | | DESIGNER M.S.H.C. |
| REVISION | | ORDER NO. _____ |
| REVISION | | DWG. NO. 60284-522 |



SPIRAL SHEAR CONNECTORS

| STRINGER | X | Y | REMAINDER |
|----------|--------|--------|-----------|
| 51 | 1-5P1 | 1-5P2 | 1-5P3 |
| 52 | 2-5P4 | 2-5P5 | 1-5P6 |
| 52A | 2-5P4 | 2-5P5 | 1-5P6 |
| 52B | 2-5P4 | 2-5P5 | 1-5P6 |
| 52C | 2-5P4 | 2-5P5 | 1-5P6 |
| 52D | 2-5P4 | 2-5P5 | 1-5P6 |
| 52E | 2-5P4 | 2-5P5 | 1-5P6 |
| 53 | 1-5P7 | 1-5P8 | 1-5P9 |
| 53A | 1-5P7 | 1-5P8 | 1-5P9 |
| 54 | 1-5P1 | 1-5P2 | 1-5P10 |
| 55 | 1-5P7 | 1-5P8 | 1-5P11 |
| 56 | 2-5P4 | 2-5P5 | 1-5P12 |
| 57 | 2-5P13 | 2-5P5 | 1-5P12 |
| 58 | 2-5P14 | 2-5P5 | 1-5P15 |
| 59 | 1-5P16 | 1-5P17 | 1-5P18 |
| 510 | 1-5P16 | 1-5P17 | 1-5P19 |
| 511 | 2-5P20 | 2-5P21 | 1-5P22 |
| 512 | 2-5P20 | 2-5P23 | 1-5P22 |
| 513 | 2-5P24 | 2-5P23 | 1-5P25 |
| 514 | 1-5P26 | 1-5P27 | 1-5P28 |
| 515 | 1-5P29 | 1-5P30 | 1-5P31 |
| 516 | 1-5P32 | 1-5P33 | 1-5P34 |
| 516A | 1-5P32 | 1-5P33 | 1-5P34 |
| 516B | 1-5P32 | 1-5P33 | 1-5P34 |
| 516C | 1-5P32 | 1-5P33 | 1-5P34 |
| 516D | 1-5P32 | 1-5P33 | 1-5P34 |
| 516E | 1-5P32 | 1-5P33 | 1-5P34 |
| 516F | 1-5P32 | 1-5P33 | 1-5P34 |
| 516G | 1-5P32 | 1-5P33 | 1-5P34 |
| 517 | 1-5P30 | 1-5P35 | 1-5P36 |
| 517A | 1-5P30 | 1-5P35 | 1-5P36 |
| 518 | 1-5P29 | 1-5P30 | 1-5P37 |

SPIRAL SHEAR CONNECTOR SCHEDULE

| MARK | NO. REQ'D | PITCH | NO. TURNS | LENGTH |
|------|-----------|-------|-----------|---------|
| 5P1 | 4 | 5" | 20 | 8'4" |
| 5P2 | 4 | 7" | 14 | 8'2" |
| 5P3 | 1 | 11" | 17 | 15'7" |
| 5P4 | 28 | 5½" | 18 | 8'3" |
| 5P5 | 36 | 7½" | 14 | 8'9" |
| 5P6 | 6 | 5½" | 31 | 14'2½" |
| 5P7 | 6 | 4½" | 22 | 8'3" |
| 5P8 | 6 | 6" | 17 | 8'6" |
| 5P9 | 2 | 9½" | 18 | 14'3" |
| 5P10 | 1 | 11" | 16 | 14'8" |
| 5P11 | 1 | 9½" | 20 | 15'10" |
| 5P12 | 2 | 5½" | 38 | 17'5" |
| 5P13 | 4 | 5½" | 19 | 8'8½" |
| 5P14 | 4 | 5½" | 20 | 9'2" |
| 5P15 | 1 | 5½" | 39 | 17'10½" |
| 5P16 | 4 | 4½" | 25 | 9'4½" |
| 5P17 | 4 | 6½" | 17 | 9'2½" |
| 5P18 | 1 | 9½" | 23 | 18'2½" |
| 5P19 | 1 | 9½" | 24 | 19'0" |
| 5P20 | 8 | 5½" | 21 | 9'7½" |
| 5P21 | 4 | 7½" | 15 | 9'4½" |
| 5P22 | 2 | 5½" | 42 | 19'3" |
| 5P23 | 8 | 7½" | 16 | 10'0" |
| 5P24 | 4 | 5½" | 22 | 10'1" |
| 5P25 | 1 | 5½" | 43 | 19'8½" |
| 5P26 | 2 | 4" | 31 | 10'4" |
| 5P27 | 2 | 6" | 21 | 10'6" |
| 5P28 | 1 | 9" | 27 | 20'3" |
| 5P29 | 4 | 4½" | 44 | 16'6" |
| 5P30 | 8 | 6½" | 30 | 16'3" |
| 5P31 | 1 | 10½" | 37 | 32'4½" |
| 5P32 | 16 | 4" | 49 | 16'4" |
| 5P33 | 16 | 5½" | 36 | 16'6" |
| 5P34 | 8 | 8" | 46 | 30'8" |
| 5P35 | 4 | 9" | 23 | 17'3" |
| 5P36 | 2 | 13½" | 28 | 31'6" |
| 5P37 | 1 | 10½" | 35 | 30'7½" |

MEAN SPIRAL DIAMETER: 4"
SPIRALS TO BE ¾" PLAIN BARS

NOTES:


APP. 9-26-60

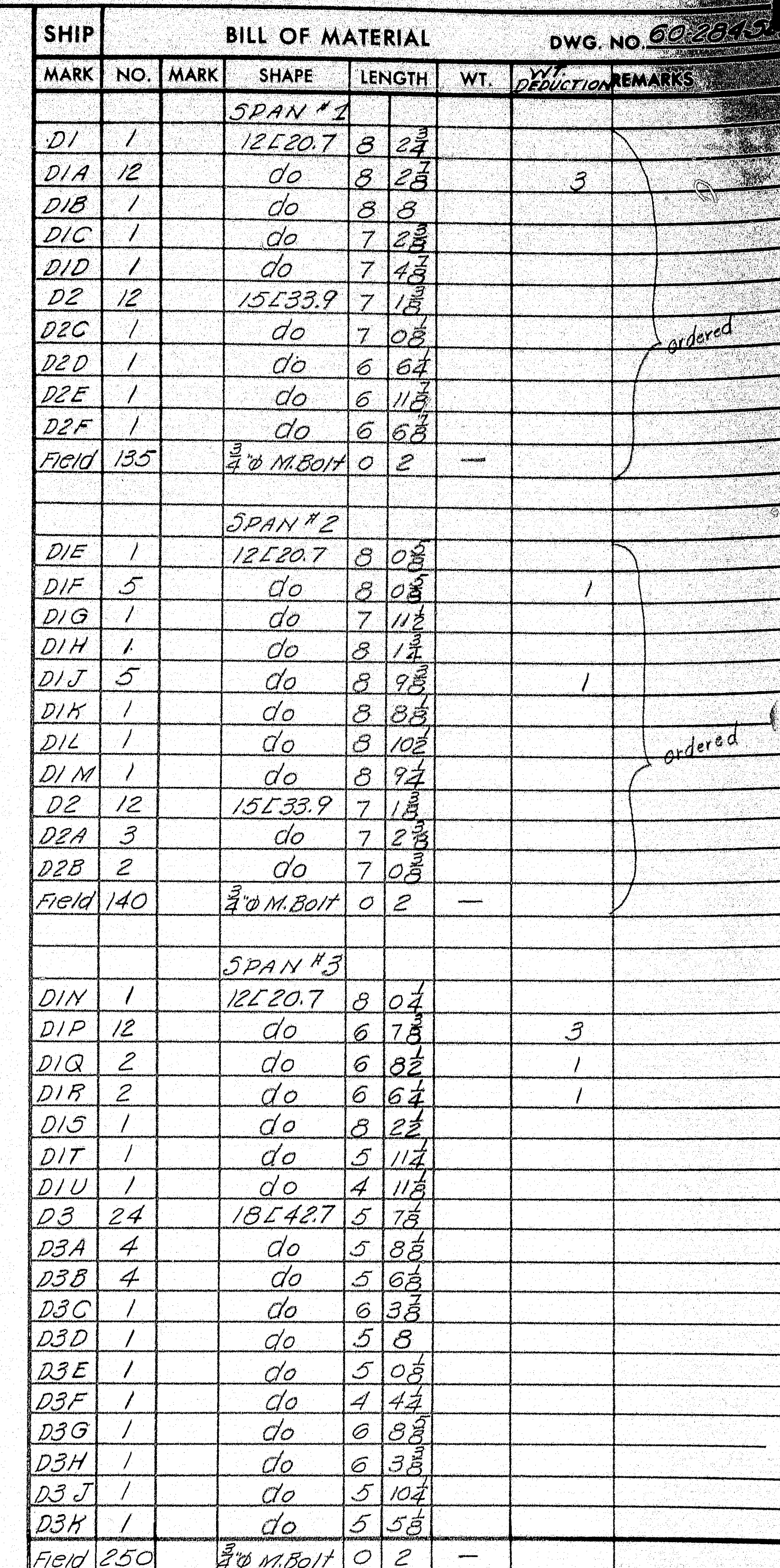

| | |
|---|---------------------|
| SPIRAL SHEAR CONNECTORS | |
| Bancroft & Martin Rolling Mills Company | |
| South Portland, Maine | |
| INTERSTATE OVER VERANDA ST. | |
| PORTLAND, ME. | |
| CUSTOMER E.C. SNODGRASS, INC. | |
| DESIGNER M.S.H.C. | |
| ORDER NO. _____ | DWG. NO. 60-284-523 |

| | |
|----------|----------------|
| DRAWN | 9-20-60 P.L.F. |
| REVISION | |
| REVISION | |
| REVISION | |

0124

80-96





SHOP CONNECTIONS:
FIELD CONNECTIONS: *Welded (3/4" Erection Bolts)*
HOLES: *13/16" Ø*
PAINT: *Red Lead per M.S.H.C. Specs.*

APP 9-26-60

DIAPHRAGMS

Ramcraft & Martin Rolling Mills Company
South Portland 7, Maine

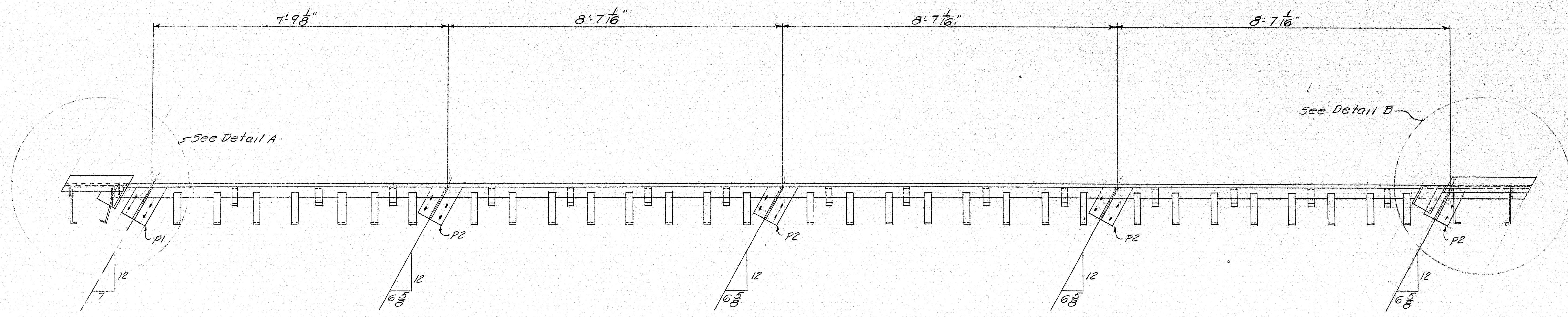
INTERSTATE OVER VERANDA ST.
PORTLAND, ME.

CUSTOMER E.C. SNODGRASS, INC.
DESIGNER M.S.H.C.

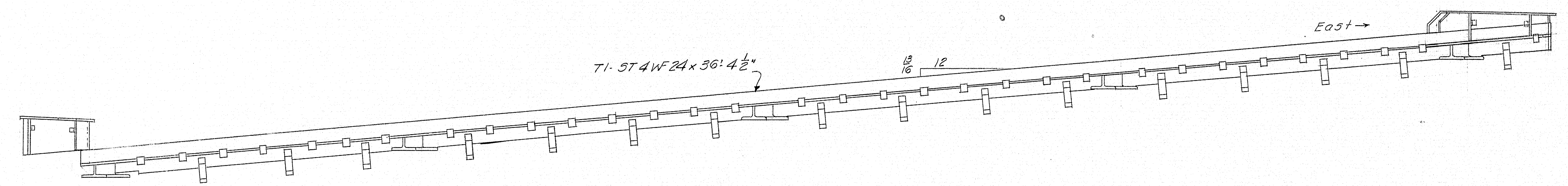
ORDER NO. _____ DWG. NO. 60-284-524

| | | |
|----------|----------|------|
| DRAWN | 9-21-60 | P.L. |
| REVISION | 12-19-60 | P.L. |
| REVISION | | |
| REVISION | | |

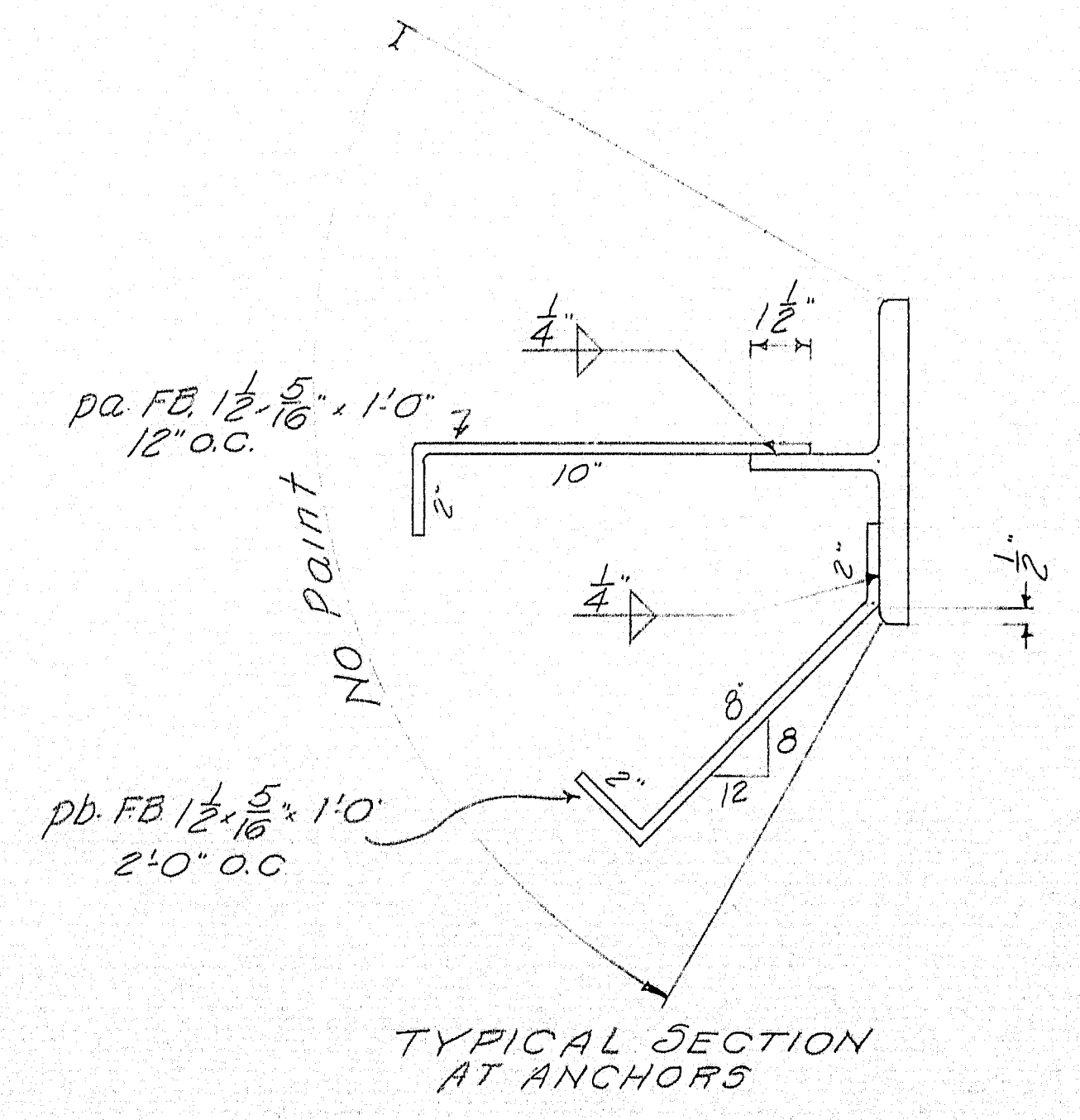
ORDER NO. _____ DWG. NO. 60-284-524



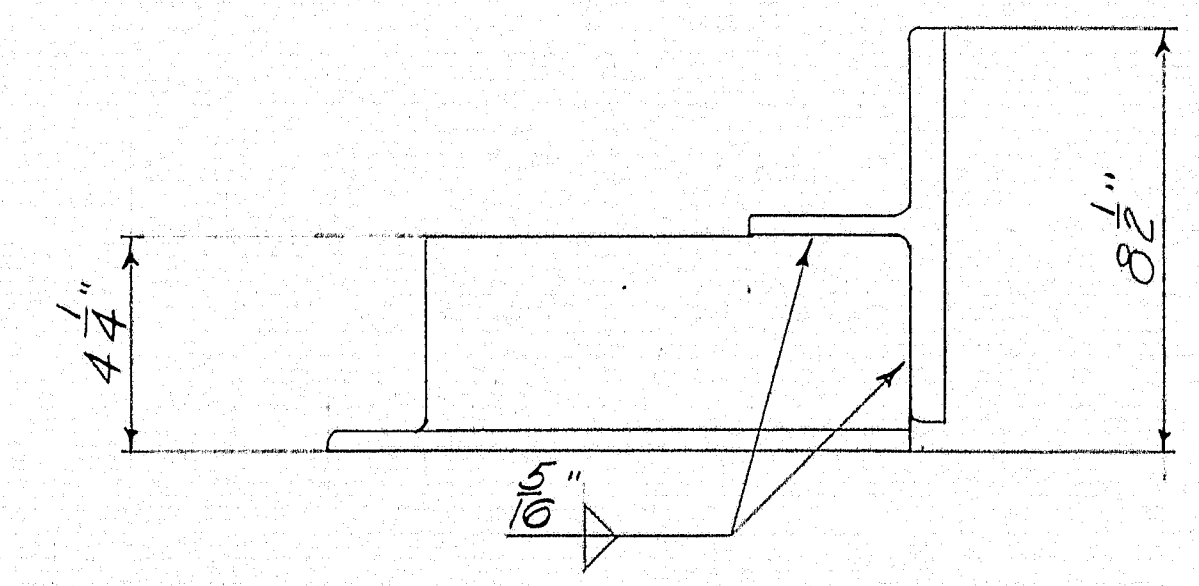
PLAN



ELEVATION
EXPANSION DAM
ED1- One Reg'd



TYPICAL SECTION
AT ANCHORS



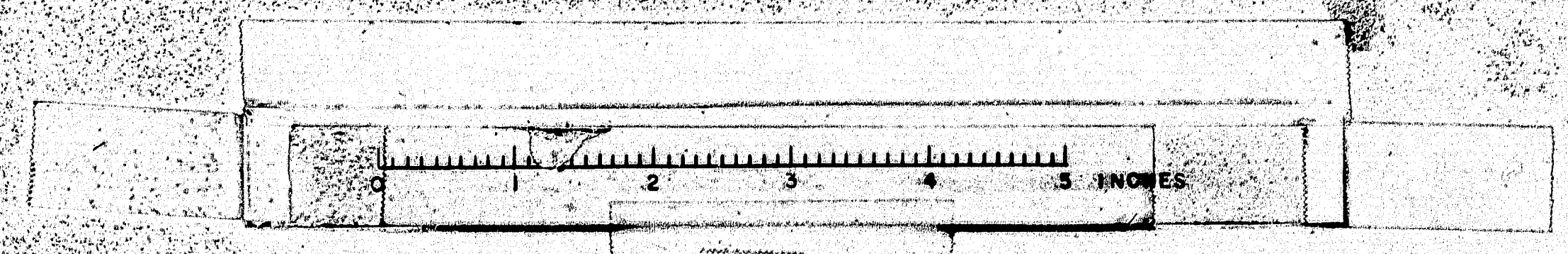
TYPICAL SECTION
AT P1, P2, & P3

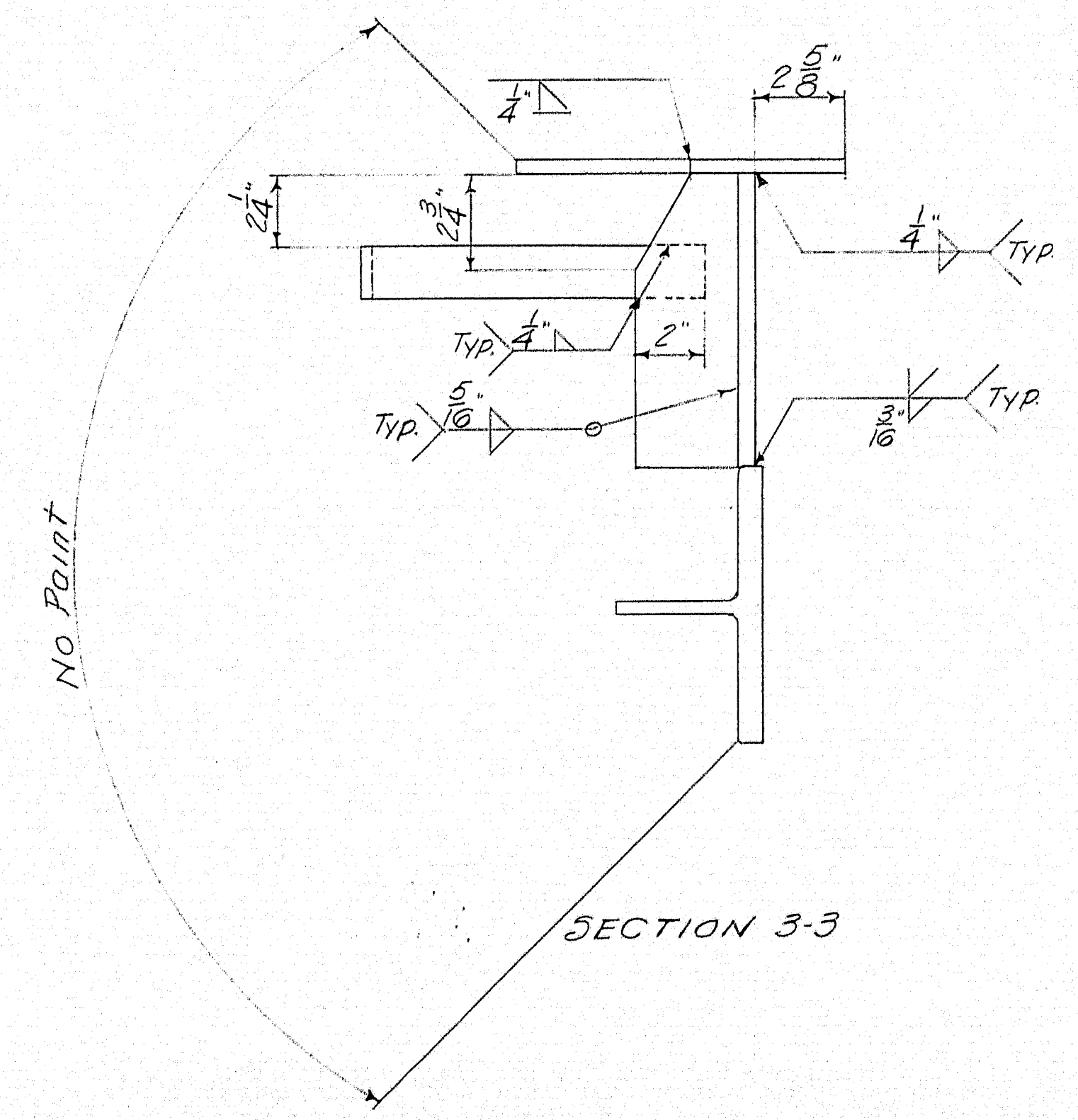
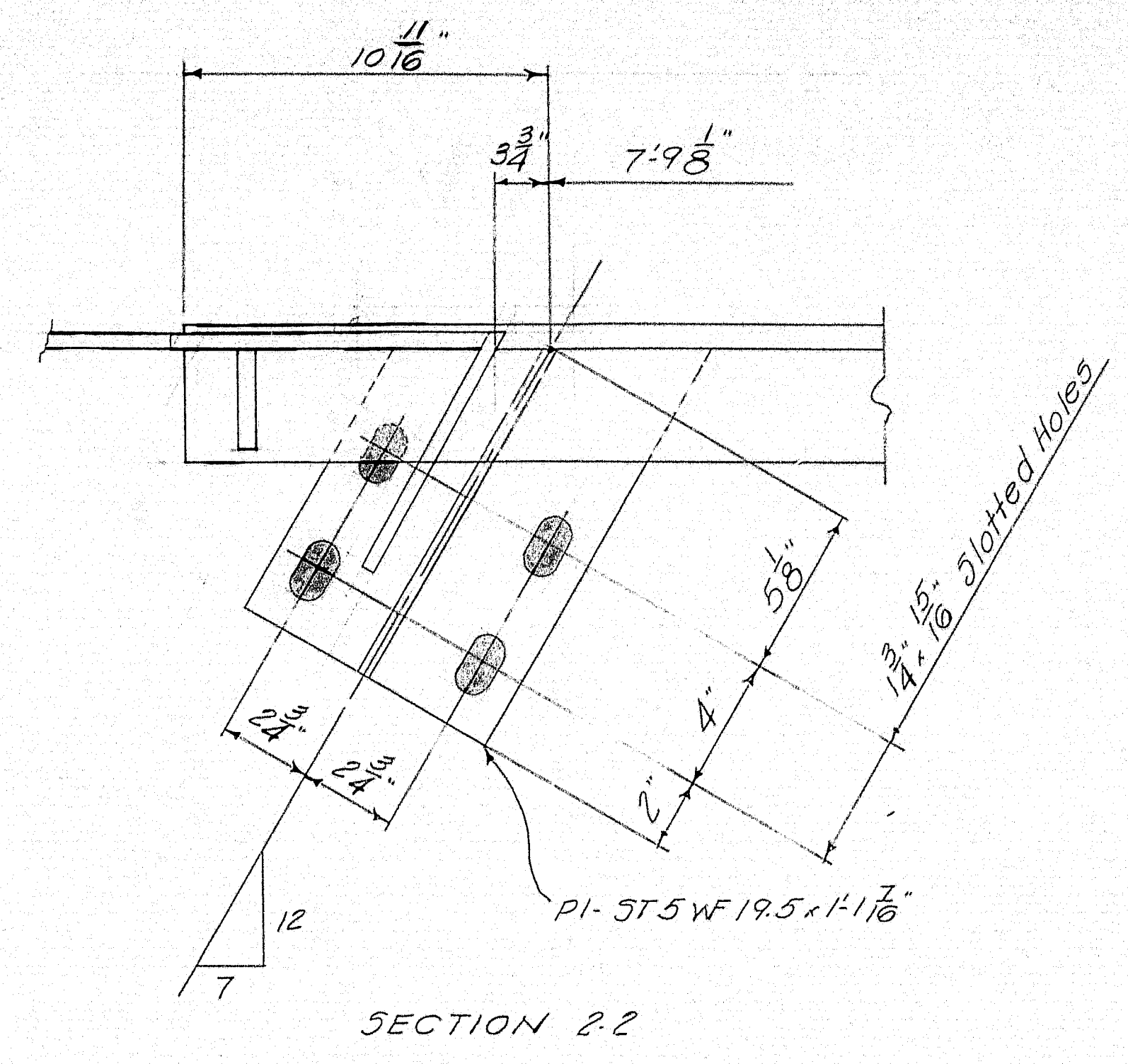
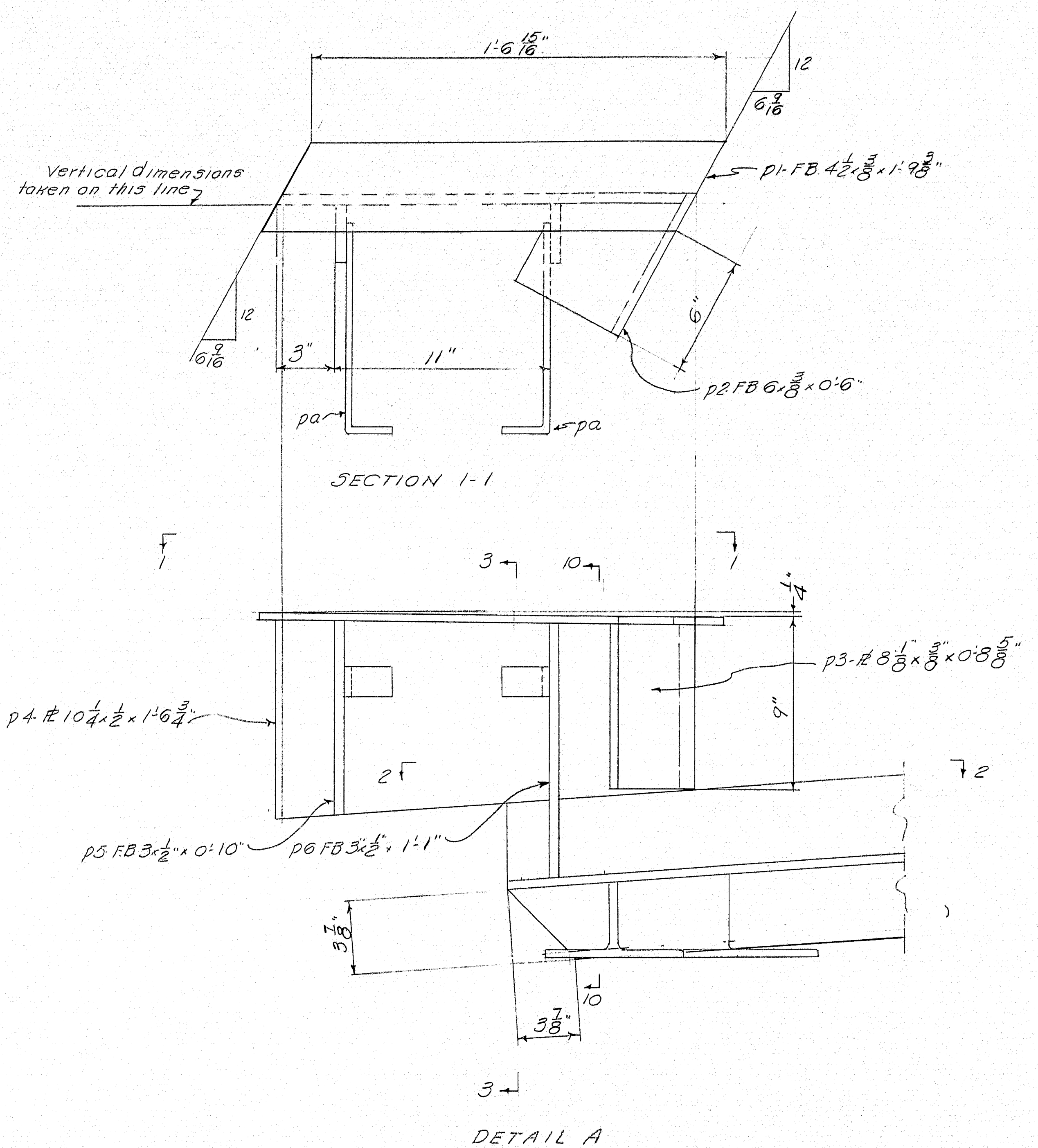
NOTES:
Shop Conns: Welded
Field Conns: 3/4" M. Bolts
Holes: As Noted
Paint: Red Lead per M.S.H.C. Specs
All dimensions shown are slope dimensions

| | |
|--|----------------------|
| EXPANSION DAM | |
| Barnes & Martin Rolling Mills Company South Portland 7, Maine | |
| INTERSTATE OVER VERANDA ST. PORTLAND, ME. | |
| CUSTOMER | E.C. SNODGRASS, INC. |
| DESIGNER | M.S.H.C. |
| ORDER NO. | DWG. NO. 60-284525 |

| | |
|----------|-----------|
| DRAWN | 92460 RLF |
| REVISION | |
| REVISION | |
| REVISION | |

checked




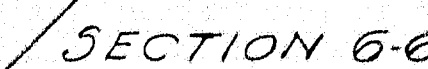
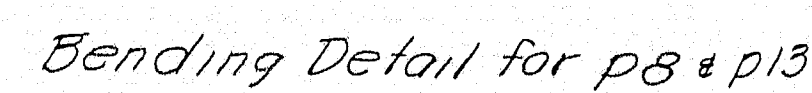

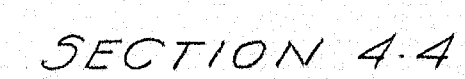


NOTES:
Work this DWG. with DWG. 60-284-525 to 530 inc.

| | |
|--|----------------------|
| EXPANSION DAM | |
| Bancroft & Martin Rolling Mills Company South Portland, Me. | |
| INTERSTATE OVER VERANDA ST. PORTLAND, ME. | |
| CUSTOMER | E.C. SNODGRASS, INC. |
| DESIGNER | M.S.H.C. |
| ORDER NO. | DWG. NO. 60-284-526 |

| | |
|----------|------------|
| DRAWN | P26-60 PLF |
| REVISION | |
| REVISION | |
| REVISION | |

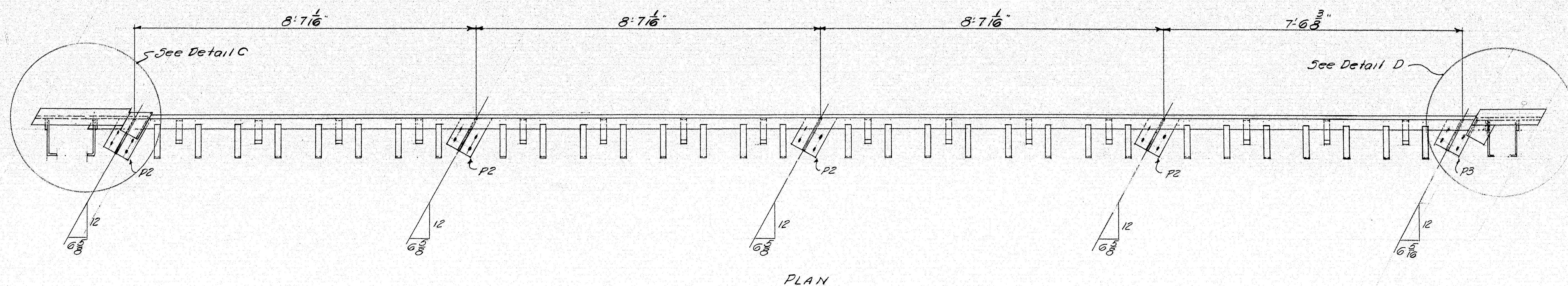




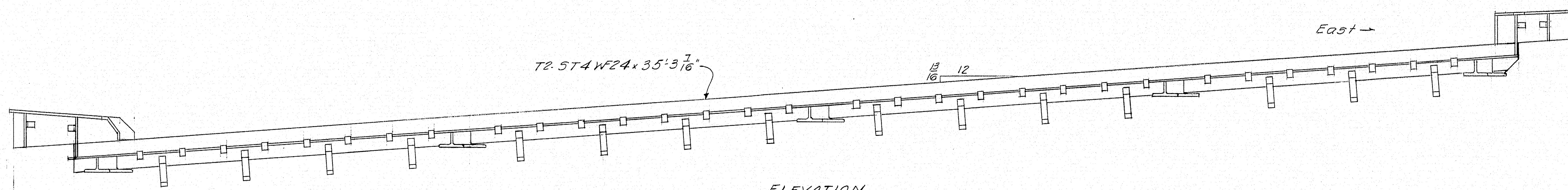
NOTES:
Work this DWG with DWGS 60-284-525 & 526

| | | |
|---------------|--|----------------------|
| APR. 10-14-60 | EXPANSION DAM | |
| | Bancroft & Martin Rollings Mills Company | |
| | South Portland 7, Maine | |
| | INTERSTATE OVER VERANDA ST. PORTLAND, ME. | |
| 4 | CUSTOMER | E.C. SNODGRASS, INC. |
| | DESIGNER | M.S.H.C. |
| | ORDER NO. _____ | DWG. NO. 60-284-527 |

80-100



PLAN




ELEVATION
EXPANSION DAM
ED 2. One Req'd

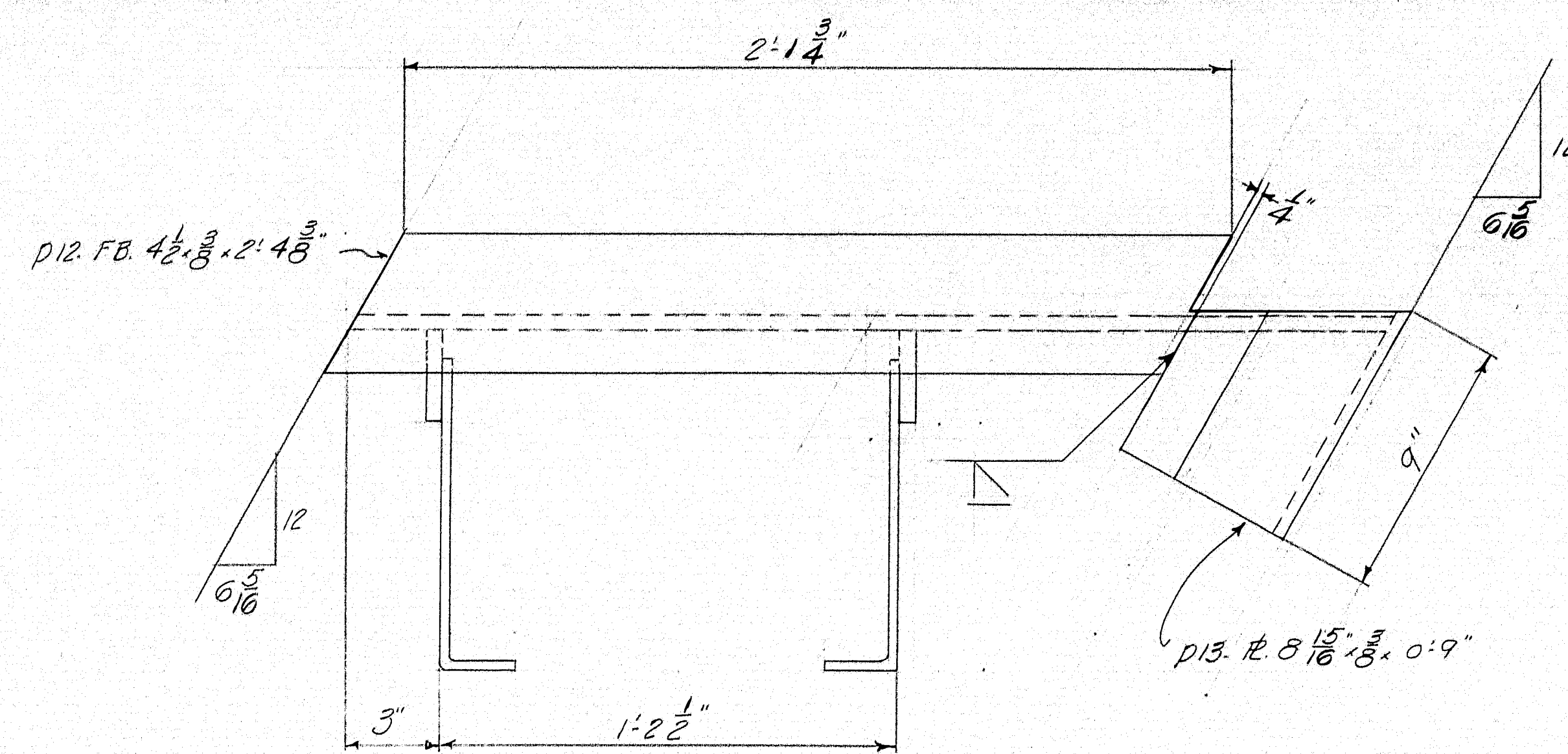
NOTES:
Work this DWG with DWG. 60-284-525

| | |
|---|---------------------|
| EXPANSION DAM | |
| Bancroft & Martin Holdings, Mills Company | |
| South Portland 7, Maine | |
| INTERSTATE OVER VERANDA ST. | |
| PORTLAND, ME. | |
| CUSTOMER E.C. SNODGRASS, INC. | |
| DESIGNER M.S.H.C. | |
| ORDER NO. _____ | DWG. NO. 60-284-528 |

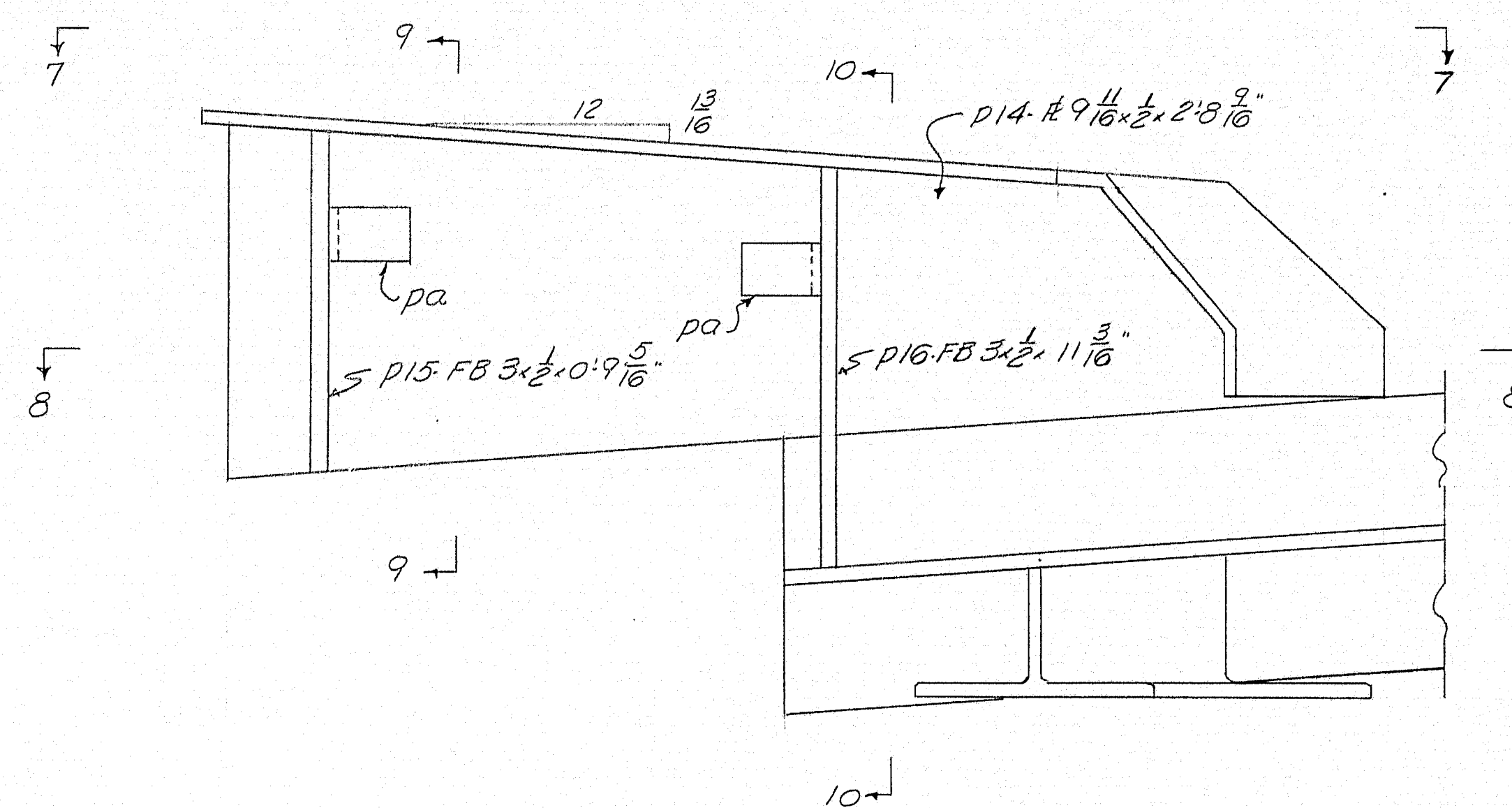
APR 10-14-60

| | |
|----------|------------|
| DRAWN | 928-60-FLF |
| REVISION | |
| REVISION | |
| REVISION | |

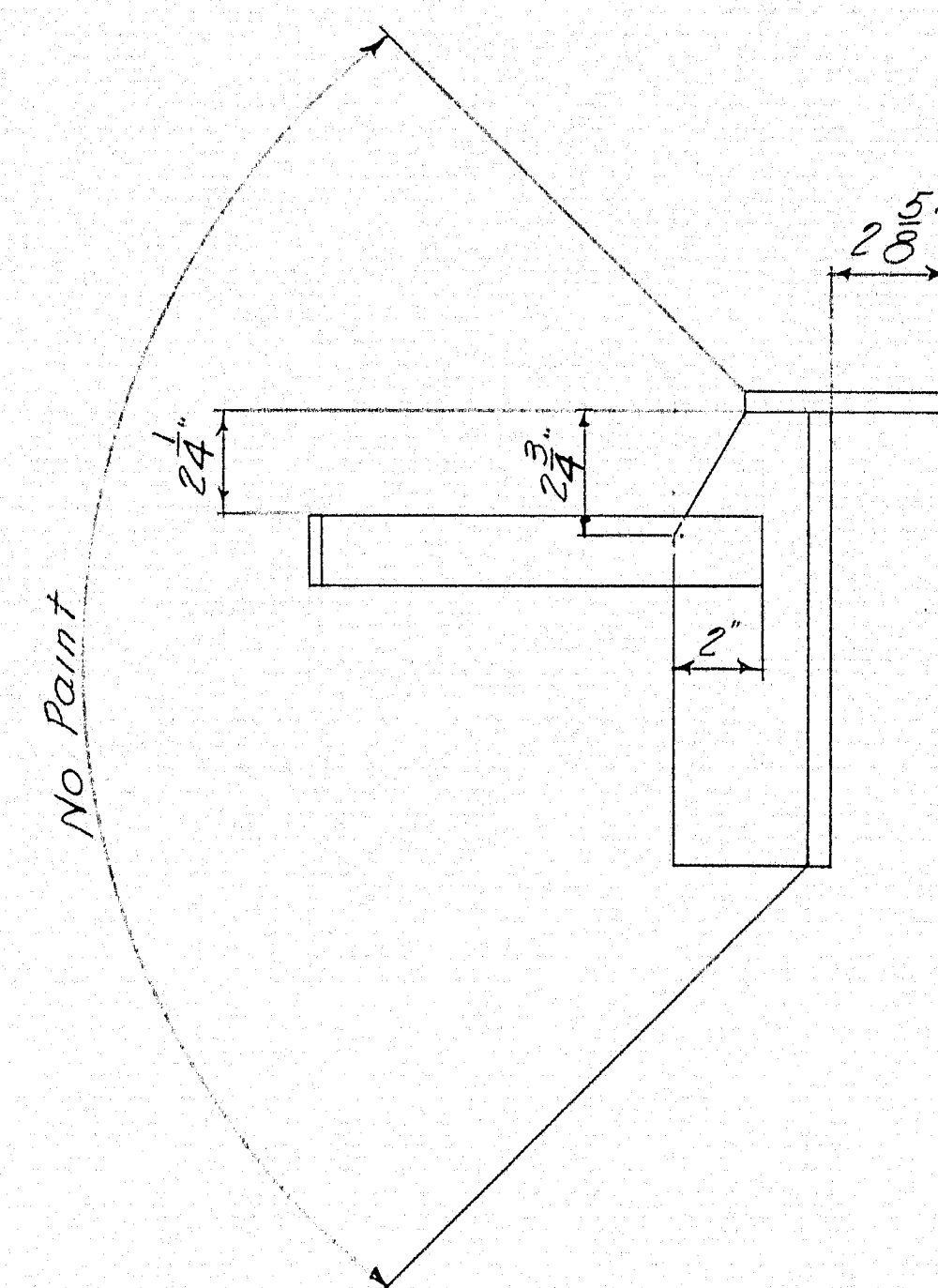




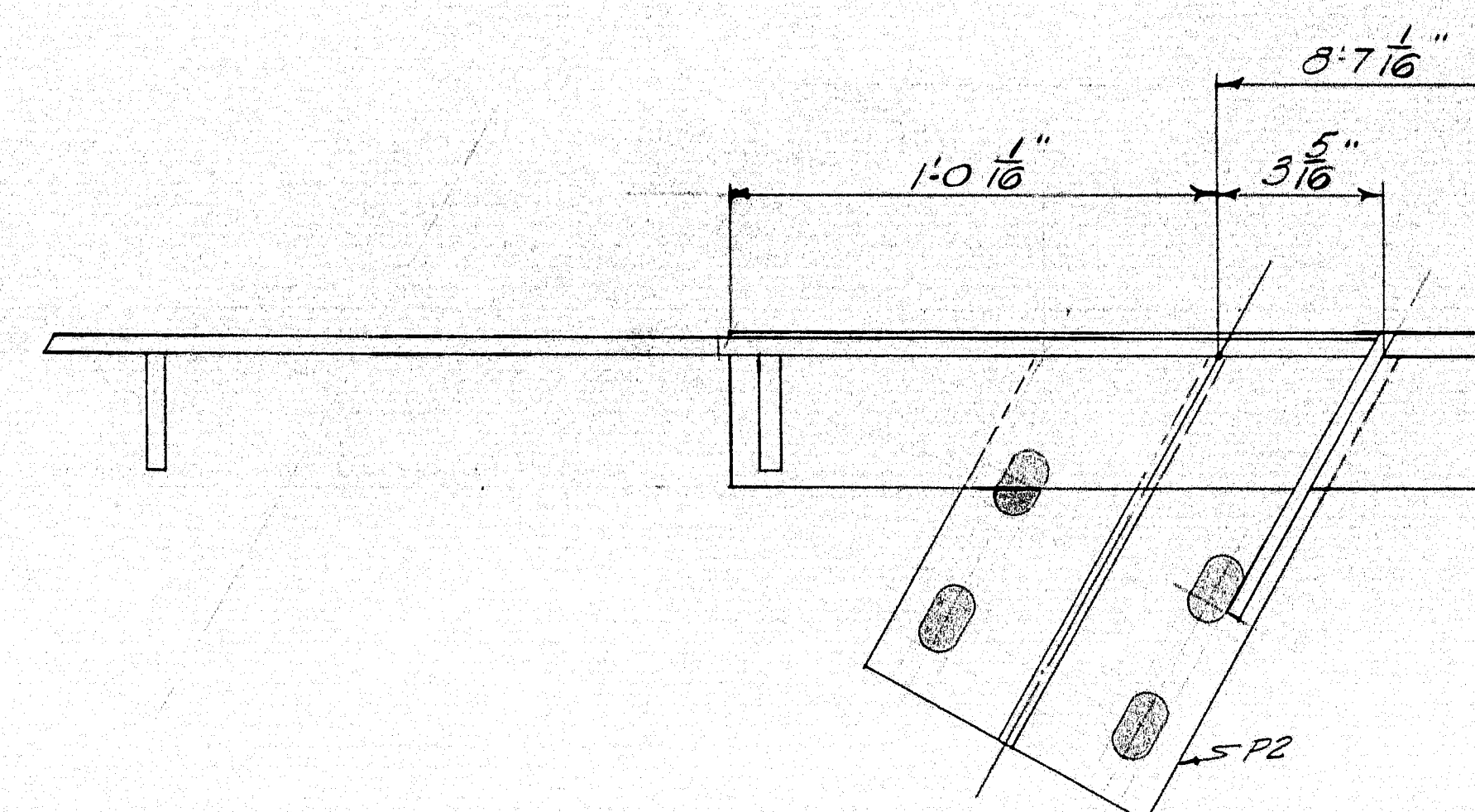
SECTION 7-7



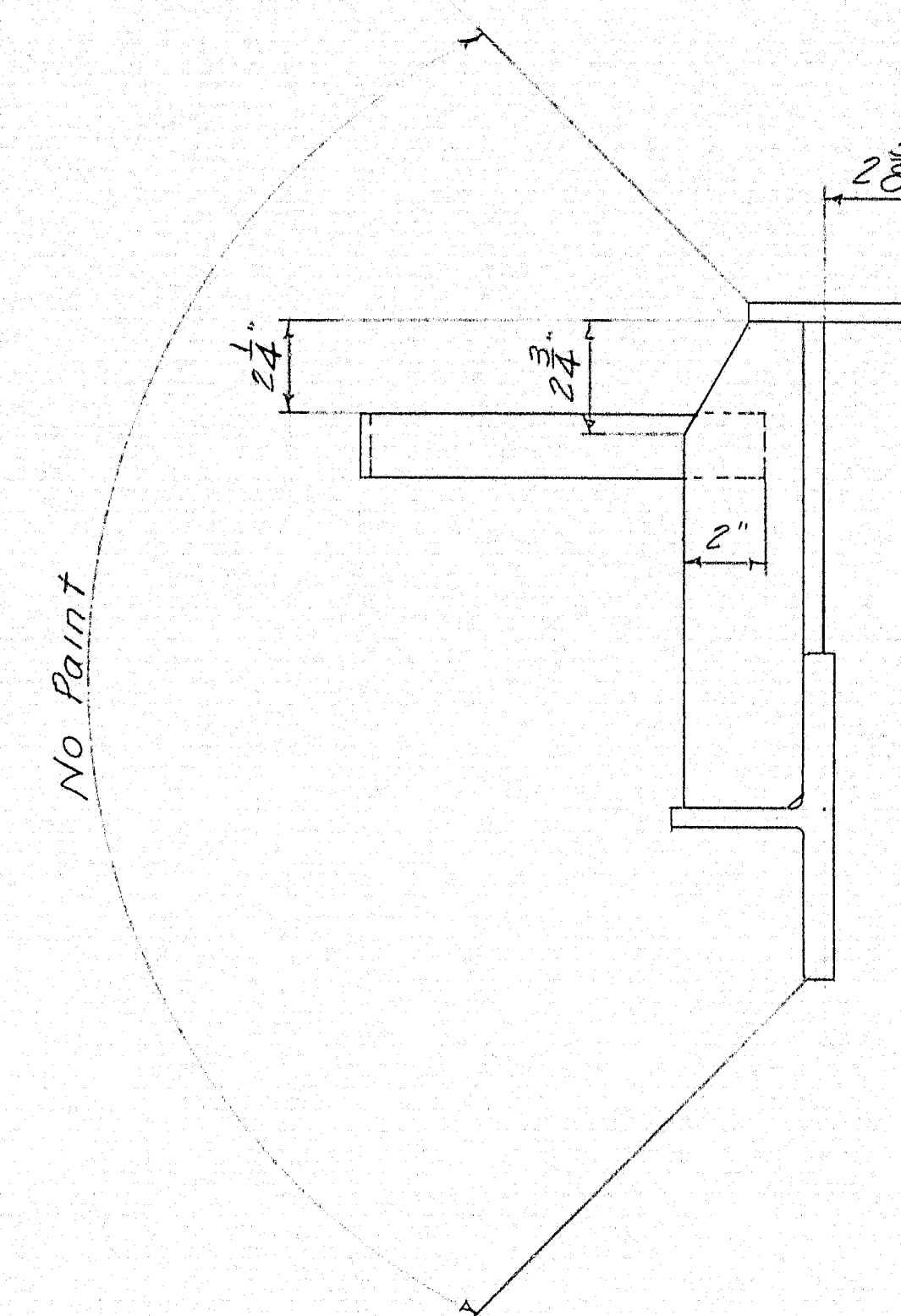
DETAIL C



SECTION 9-9



SECTION 8-8



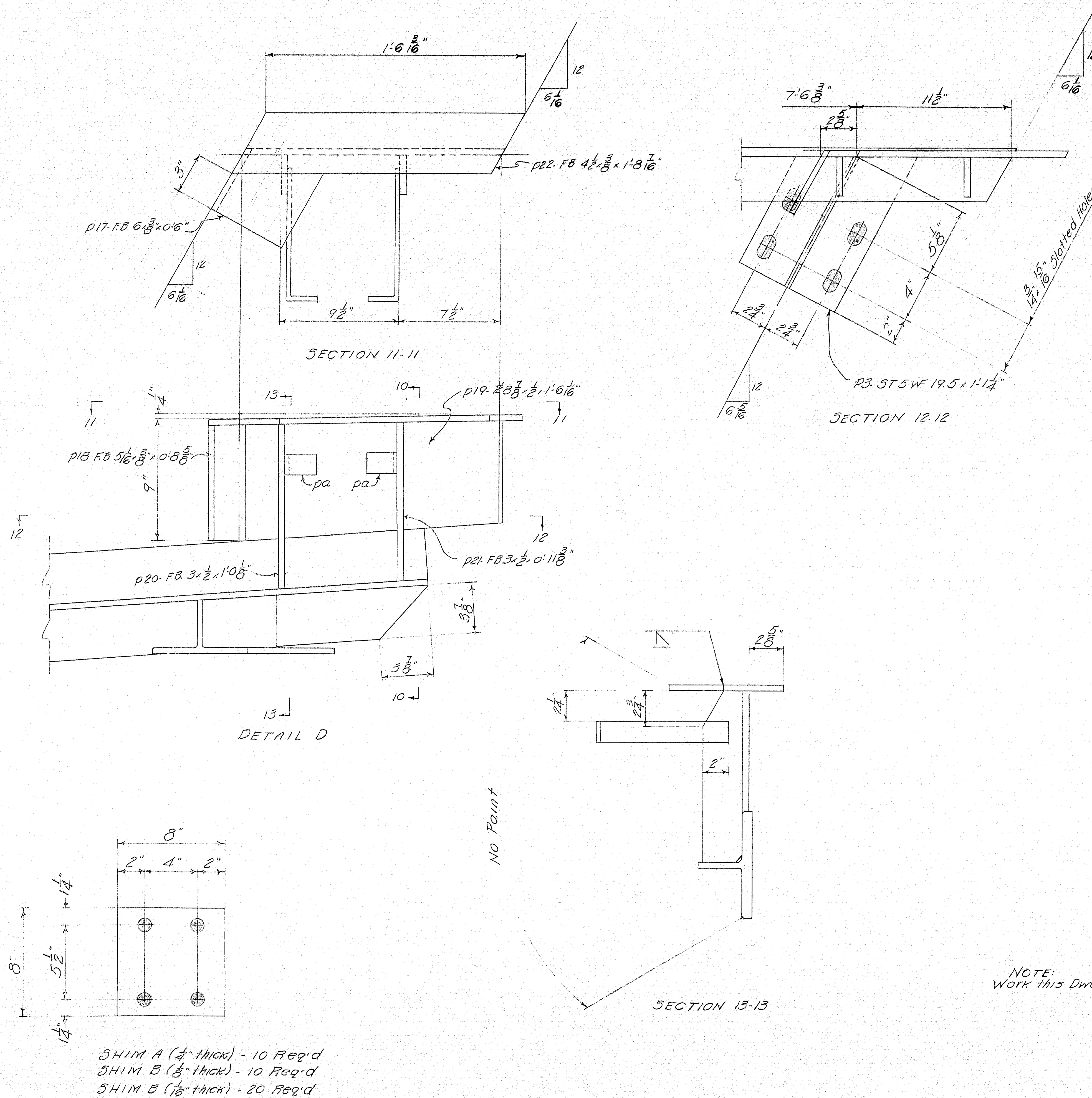
SECTION 10-10

NOTES:
Work this DWG. with DWGS. 60-284-525 to 528 inc.

| | |
|---|---------------------|
| EXPANSION DAM | |
| Bancroft & Martin Rolling Mills Company | |
| South Portland 7, Maine | |
| INTERSTATE OVER VERANDA ST. | |
| PORTLAND, ME. | |
| CUSTOMER E.C. SNODGRASS, INC. | |
| DESIGNER M.S.H.C. | |
| ORDER NO. _____ | DWG. NO. 60-284-529 |

| | | |
|----------|--------|-----|
| DRAWN | 928-60 | PLF |
| REVISION | | |
| REVISION | | |
| REVISION | | |

APP 10-1460



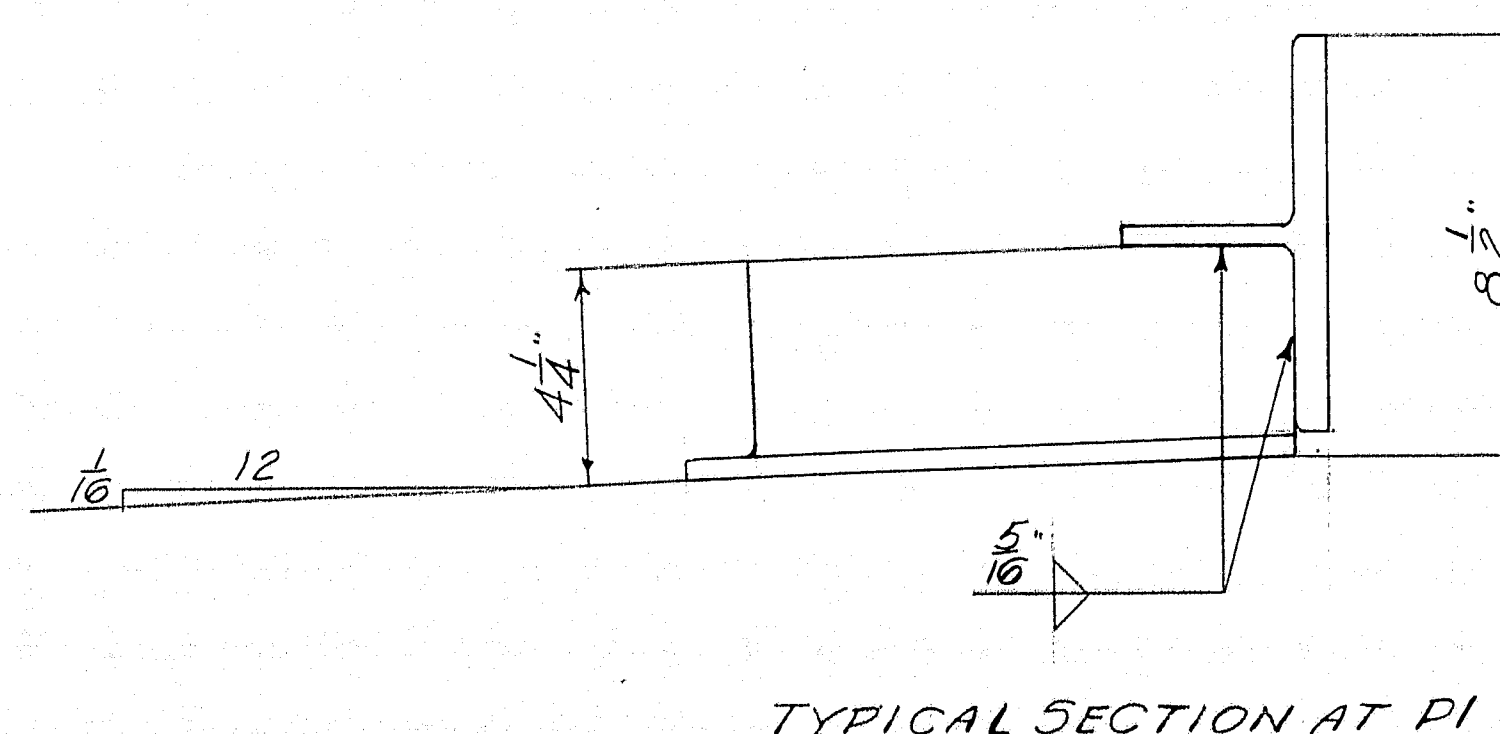
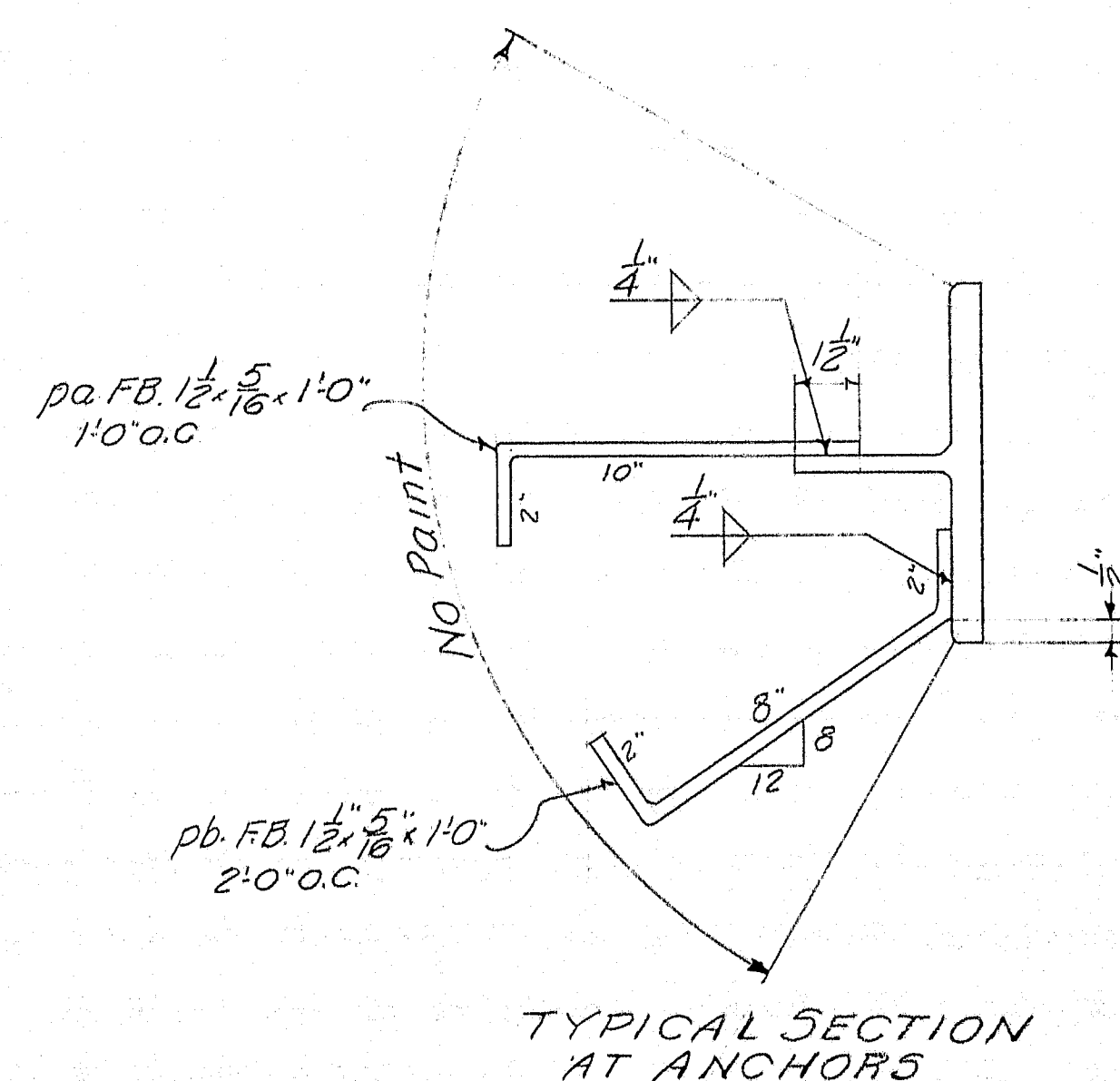
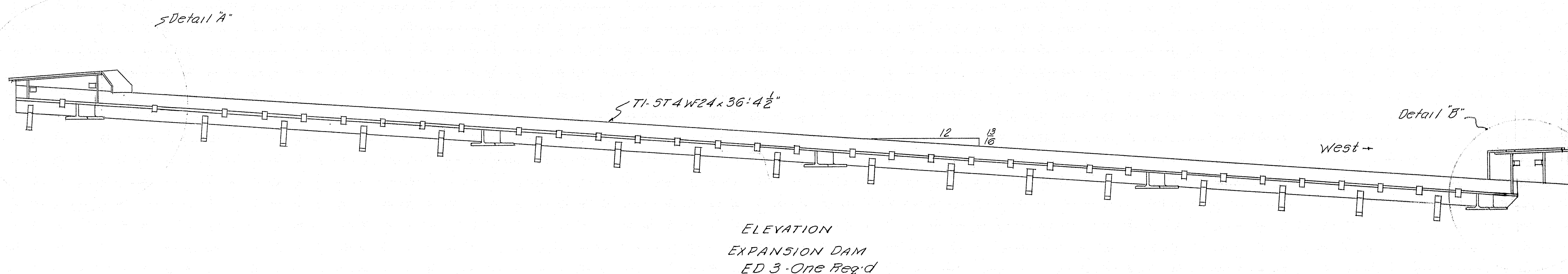
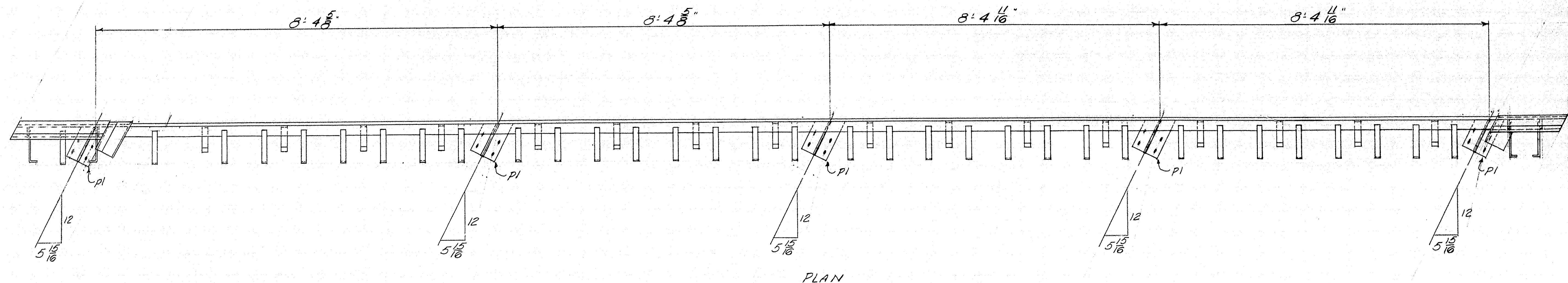
| SHIP | | BILL OF MATERIAL | | | | DWG. NO. 60-284 |
|--------|-----|------------------|----------------|----------|-----|-----------------|
| MARK | NO. | MARK | SHAPE | LENGTH | WT. | REMARKS |
| ED1 | 1 | | Shop Assembly | | | |
| ED2 | 1 | | do | | | |
| | 1 | T1 | 5T4 WF24 | 36 4 1/2 | | 4 |
| | 1 | T2 | do | 35 3 7/8 | | 4 |
| | 1 | P1 | 5T5 WF19.5 | 1 1/2 | | 5 |
| | 8 | P2 | do | 1 1/2 | | 32 |
| | 1 | P3 | do | 1 1/2 | | 4 |
| | 1 | P1 | FB 4 1/2 x 3 | 1 9 3/8 | | 1 |
| | 1 | P7 | do | 2 5 3/8 | | 1 |
| | 1 | P12 | do | 2 4 3/8 | | 1 |
| | 1 | P2 | FB 6 x 3 | 0 6 | | 1 |
| | 1 | P17 | do | 0 6 | | 1 |
| | 1 | P3 | FB 8 x 3 | 0 8 3/8 | | 1 |
| | 1 | P18 | FB 5 1/2 x 3 | 0 8 3/8 | | 1 |
| | 1 | P8 | FB 8 1/2 x 3 | 0 10 | | 2 |
| | 1 | P13 | do | 0 9 | | 2 |
| | 1 | P4 | FB 10 1/2 x 2 | 1 6 3/8 | | 2 |
| | 1 | P9 | FB 5 3/4 x 3 | 2 9 3/8 | | 12 |
| | 1 | P14 | FB 9 1/4 x 2 | 2 8 3/8 | | 12 |
| | 1 | P19 | FB 8 3/4 x 2 | 1 6 3/8 | | 2 |
| | 1 | P5 | FB 5 x 2 | 0 10 | | |
| | 1 | P6 | do | 1 1 | | |
| | 1 | P10 | do | 0 8 3/8 | | |
| | 1 | P11 | do | 0 6 3/8 | | |
| | 1 | P15 | do | 0 9 3/8 | | |
| | 1 | P16 | do | 0 11 3/8 | | |
| | 1 | P20 | do | 1 0 3/8 | | |
| | 1 | P21 | do | 0 11 3/8 | | |
| | 71 | pa | FB 1 1/2 x 1/2 | 1 0 | | |
| | 31 | pb | do | 1 0 | | |
| SHIM A | 10 | | FB 8 x 4 | 0 8 | | 2 |
| SHIM B | 10 | | FB 8 x 3 | 0 8 | | 1 |
| SHIM C | 20 | | FB 8 x 1 1/2 | 0 8 | | 1 |
| | 1 | P22 | FB 4 1/2 x 3 | 1 8 3/8 | | 1 |
| Field | 40 | | 3/4" M. Bolt | 0 3 | | |

This Bill of Mat'l. covers DWGS. 60-284-525 to 530 inc.

SHOP CONNECTIONS: Welded
 FIELD CONNECTIONS: $\frac{3}{4}$ " M. Bolts
 HOLES: $\frac{13}{16}$ " ϕ unless noted
 PAINT: Red Lead per M.S.H.C. Specs


EXPANSION DAM
 Bancroft & Martin Rolling Mills Company
 South Portland 7, Maine
 INTERSTATE OVER VERANDA ST.
 PORTLAND, ME.
 CUSTOMER E.C. SNODGRASS, INC.
 DESIGNER M.S.H.C.
 ORDER NO. _____ DWG. NO. 60-284-530

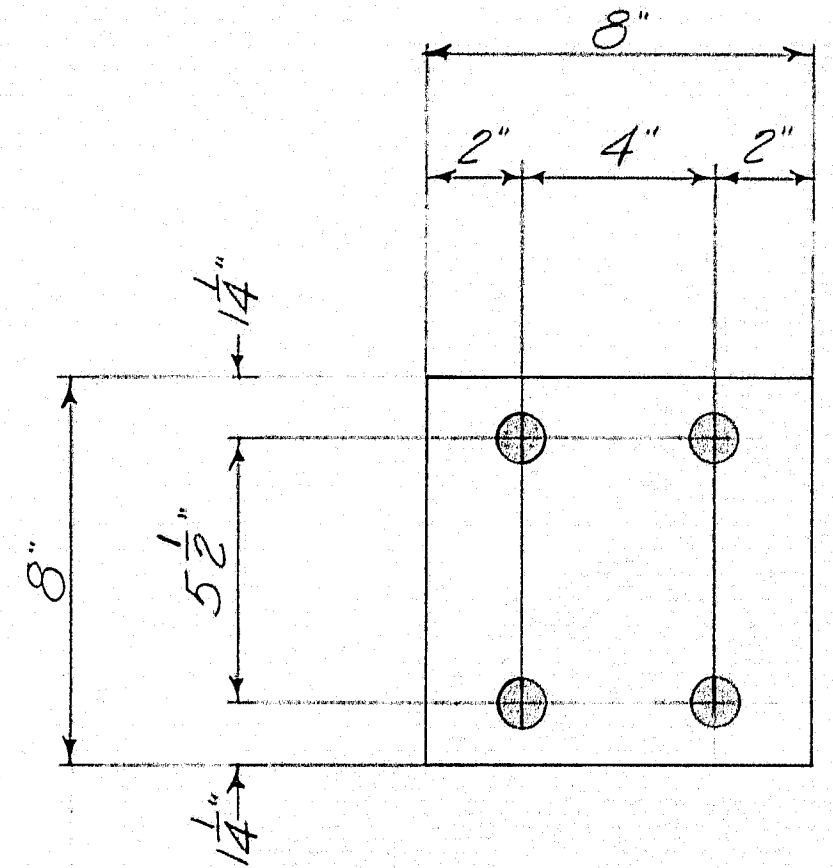
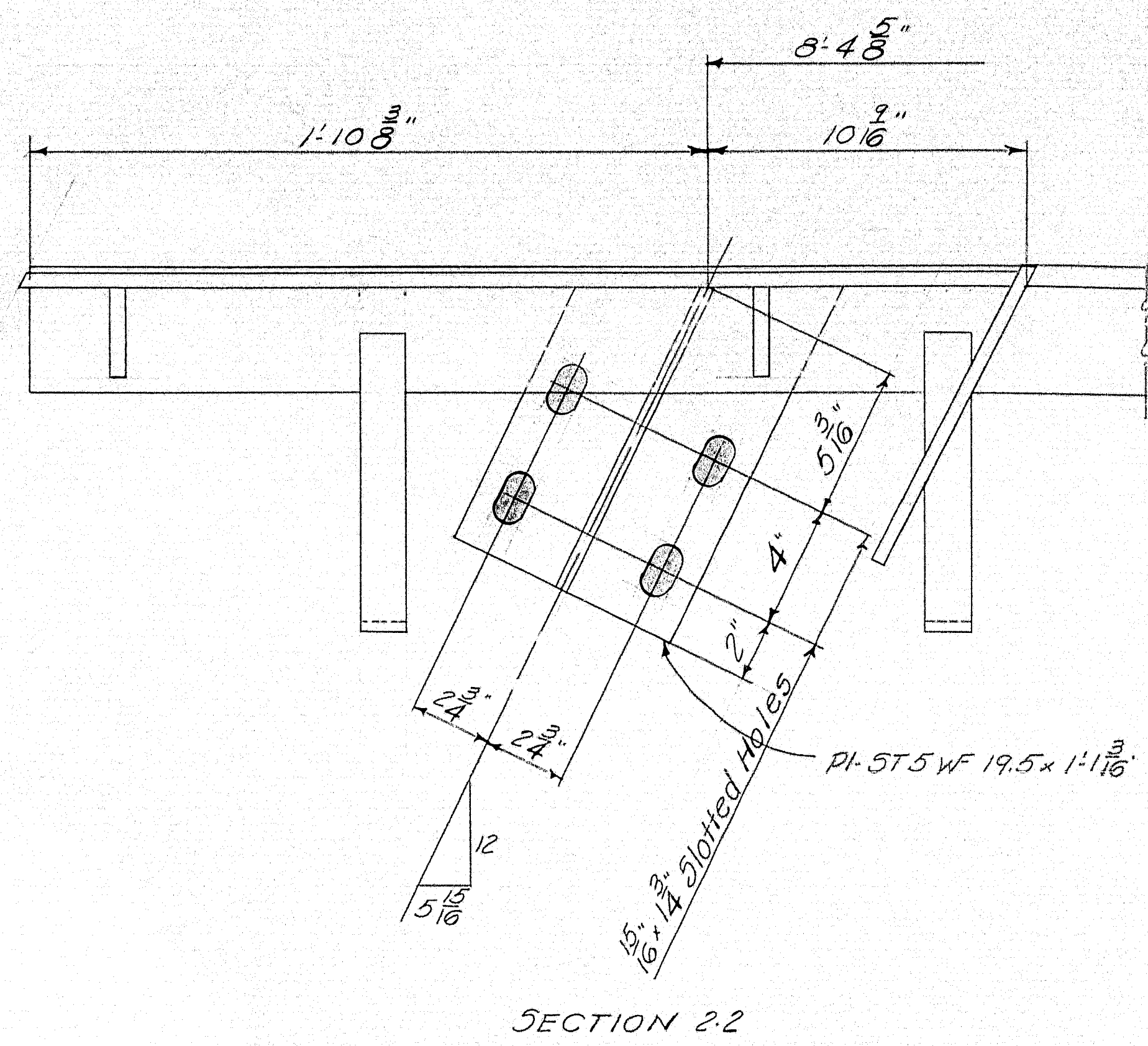
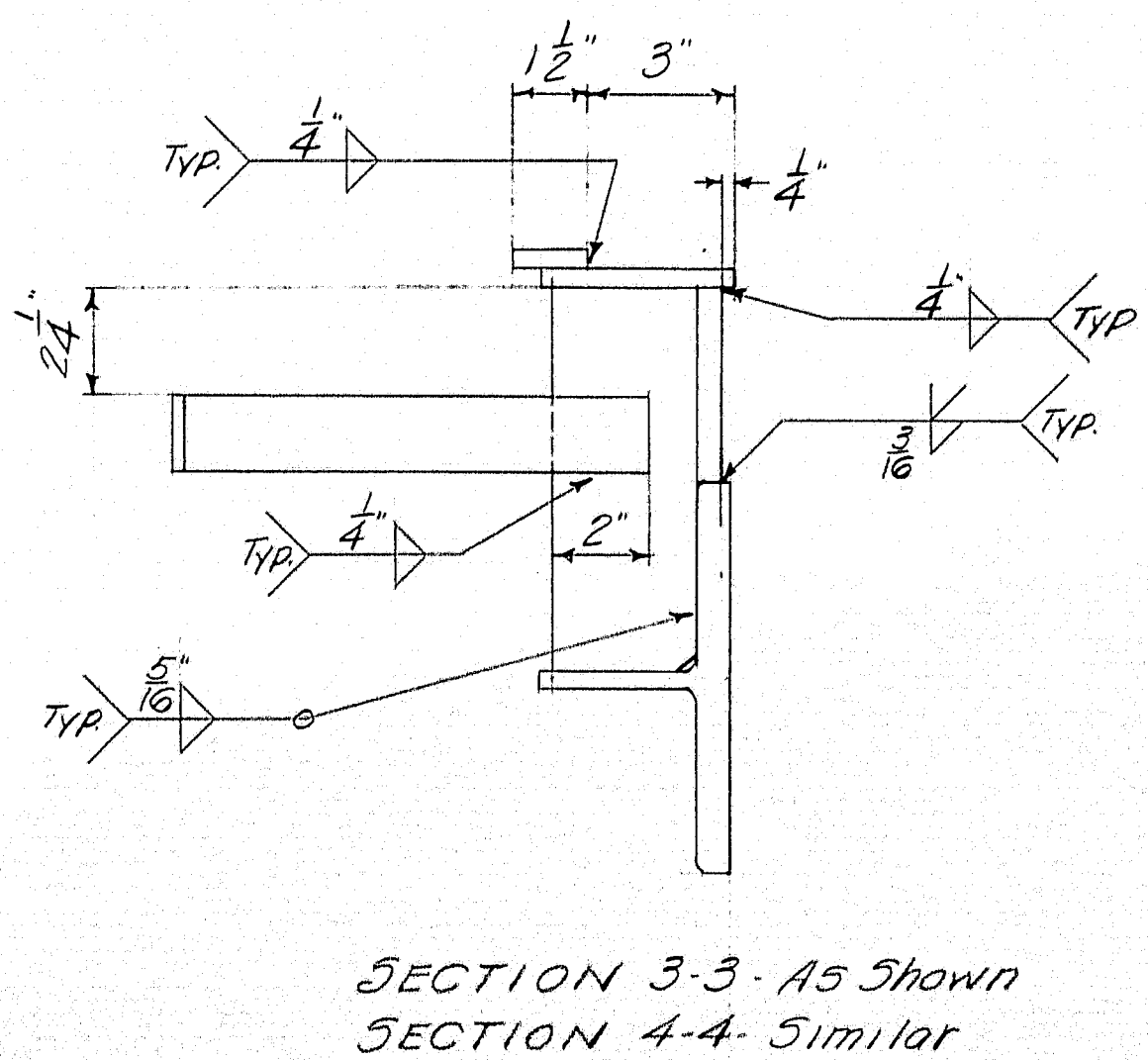
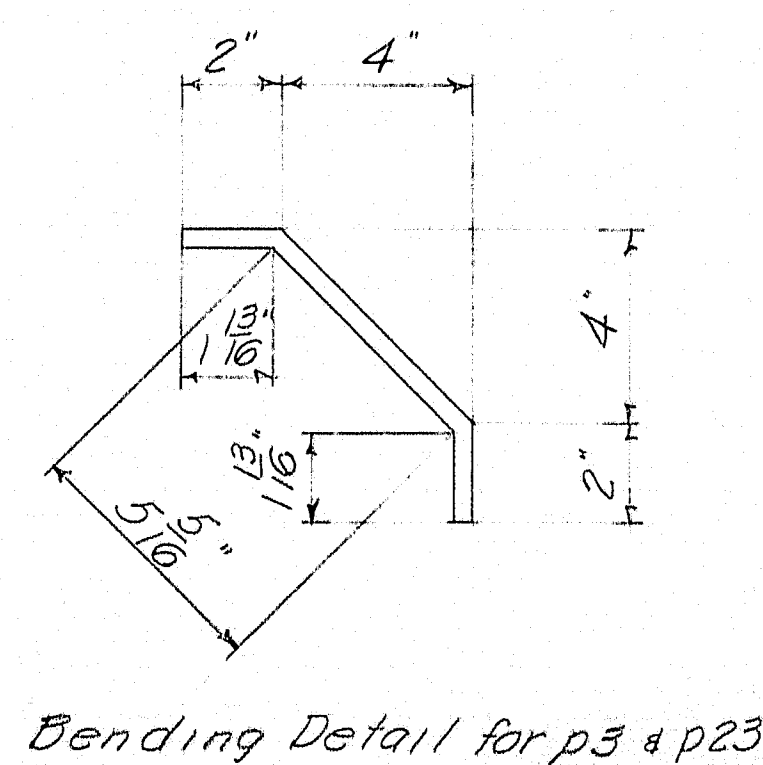
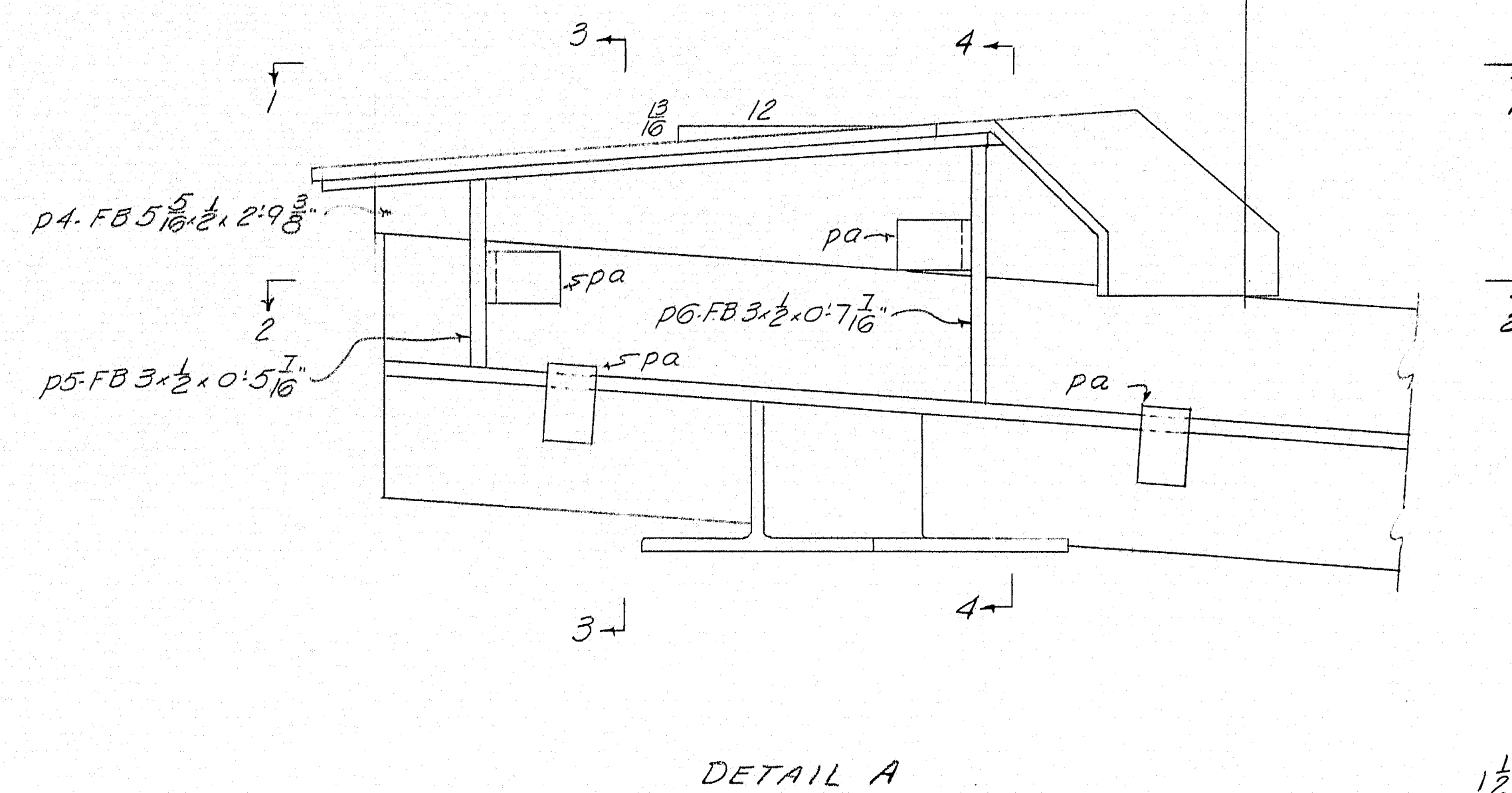
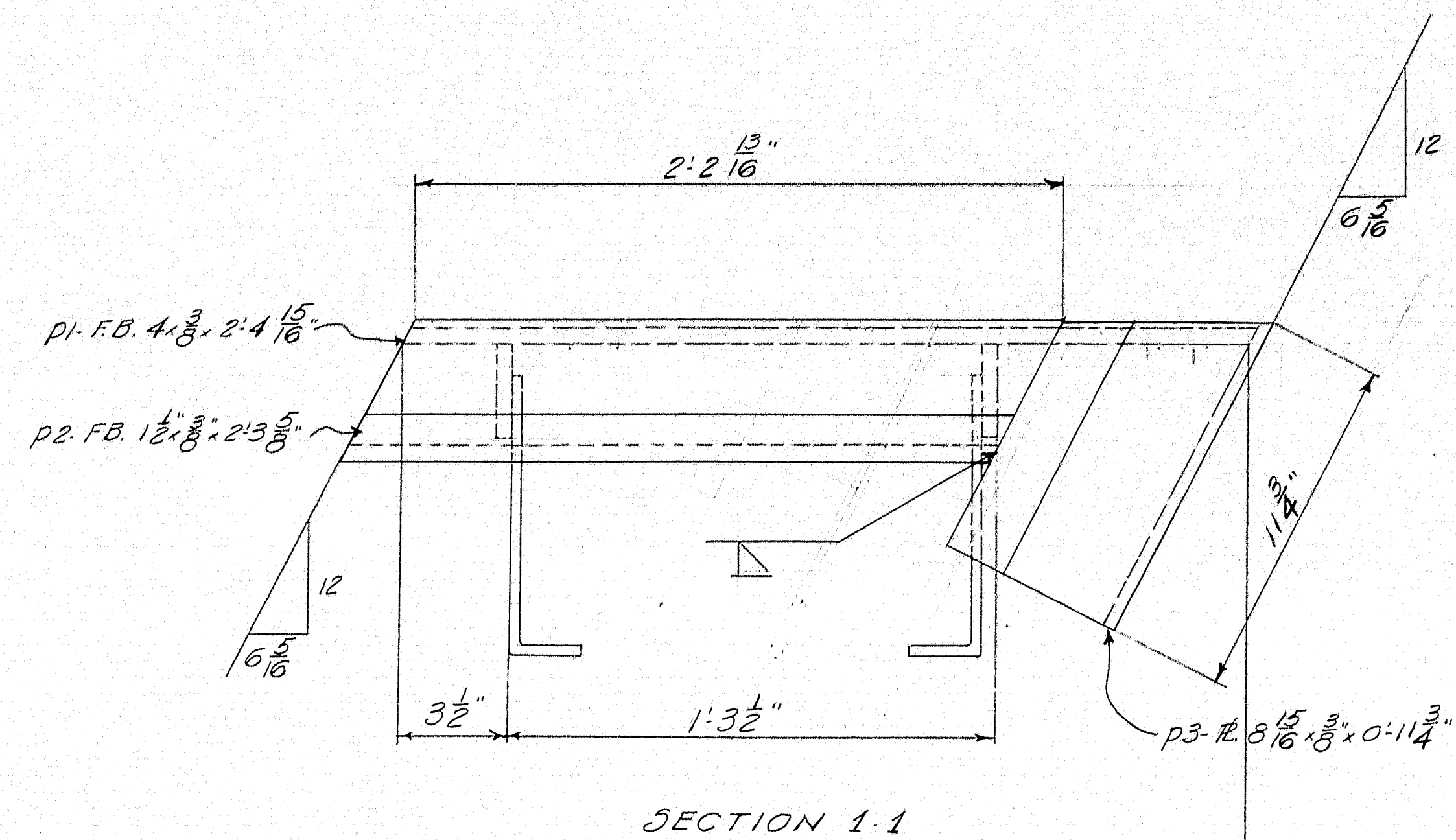
| | | |
|----------|-------|-----|
| DRAWN | 92260 | PLF |
| REVISION | | |
| REVISION | | |
| REVISION | | |



NOTES:
Shop Conn's: Welded
Field Conn's: 3/8" M. Bolts
Holes: 1/2" unless noted
Paint: Red Lead per M.S.H.C. Specs.
All dimensions shown are slope dimensions

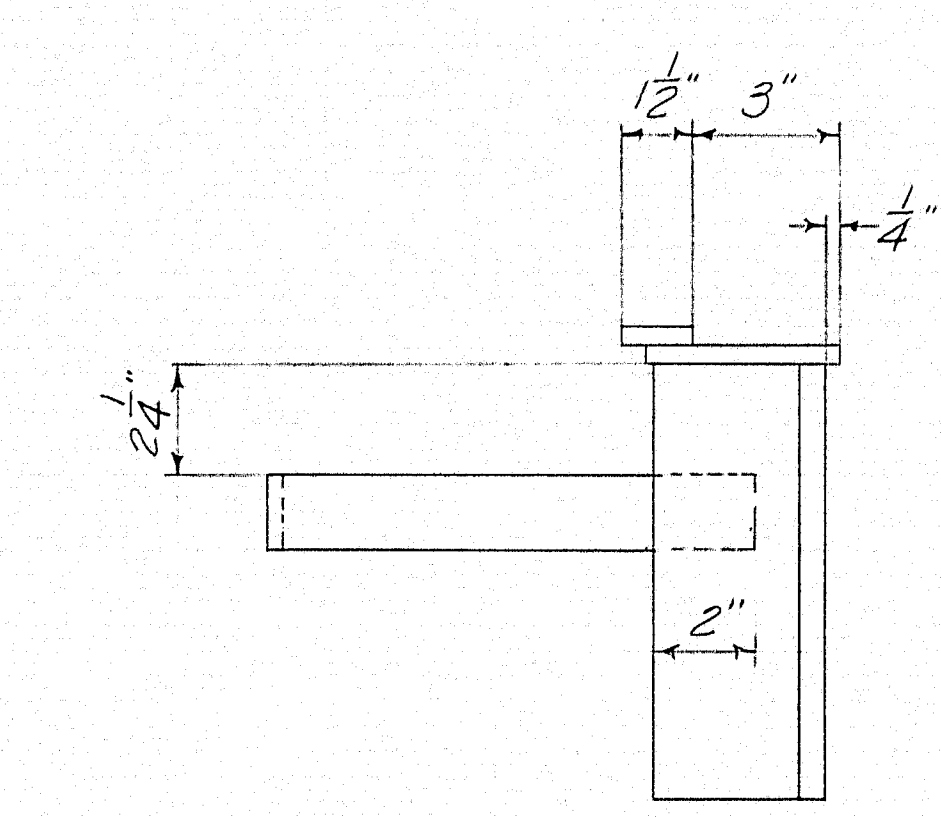
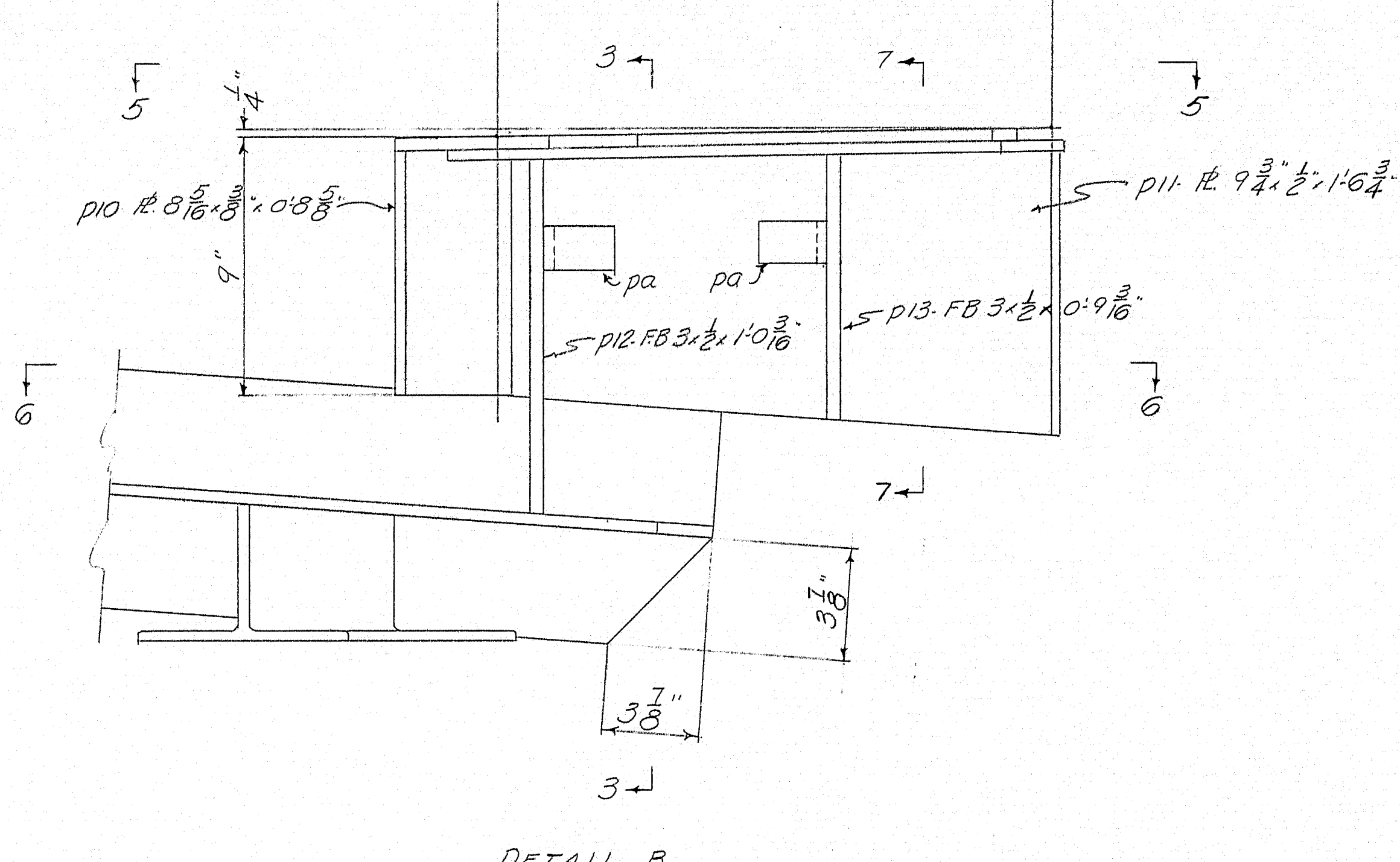
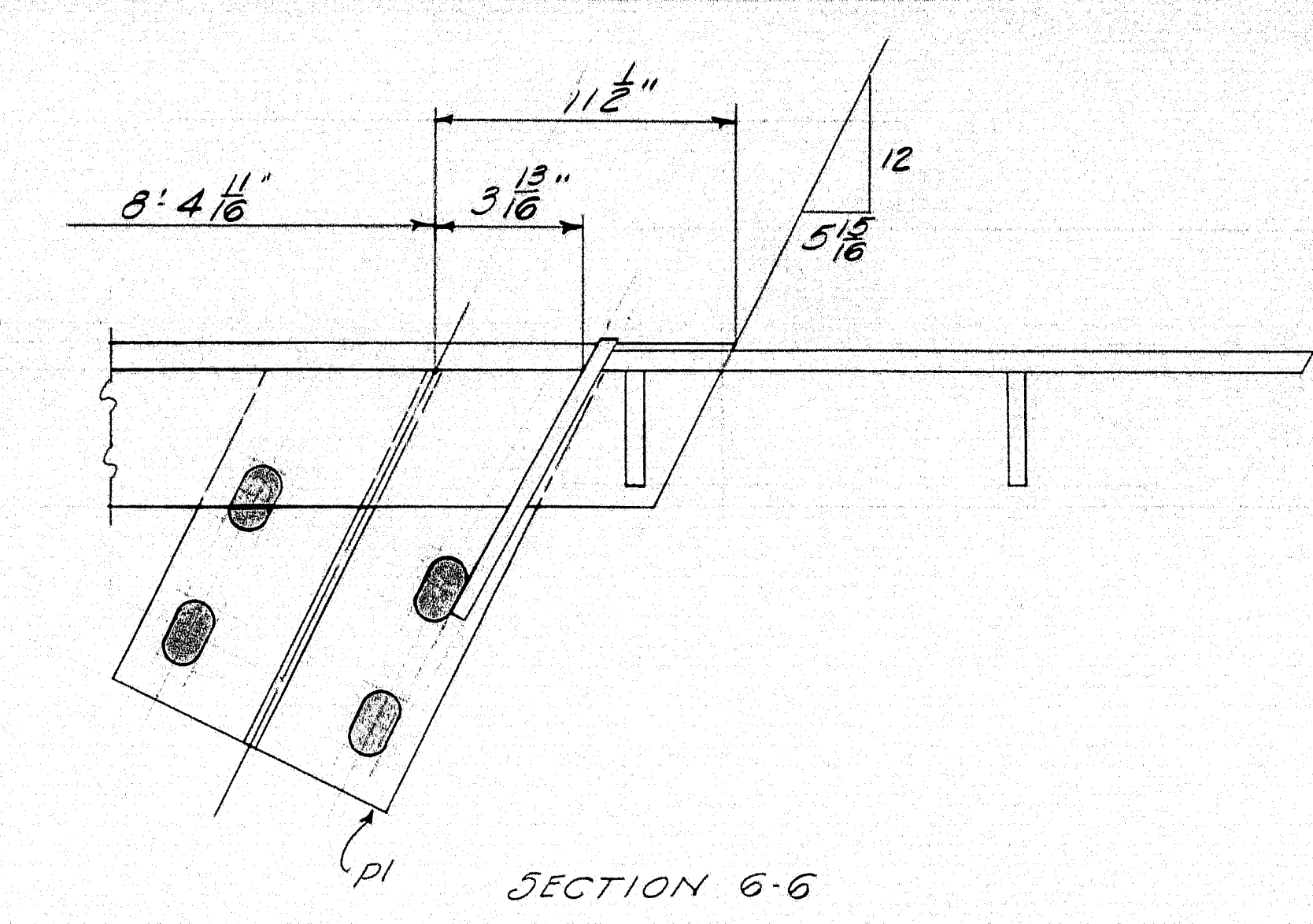
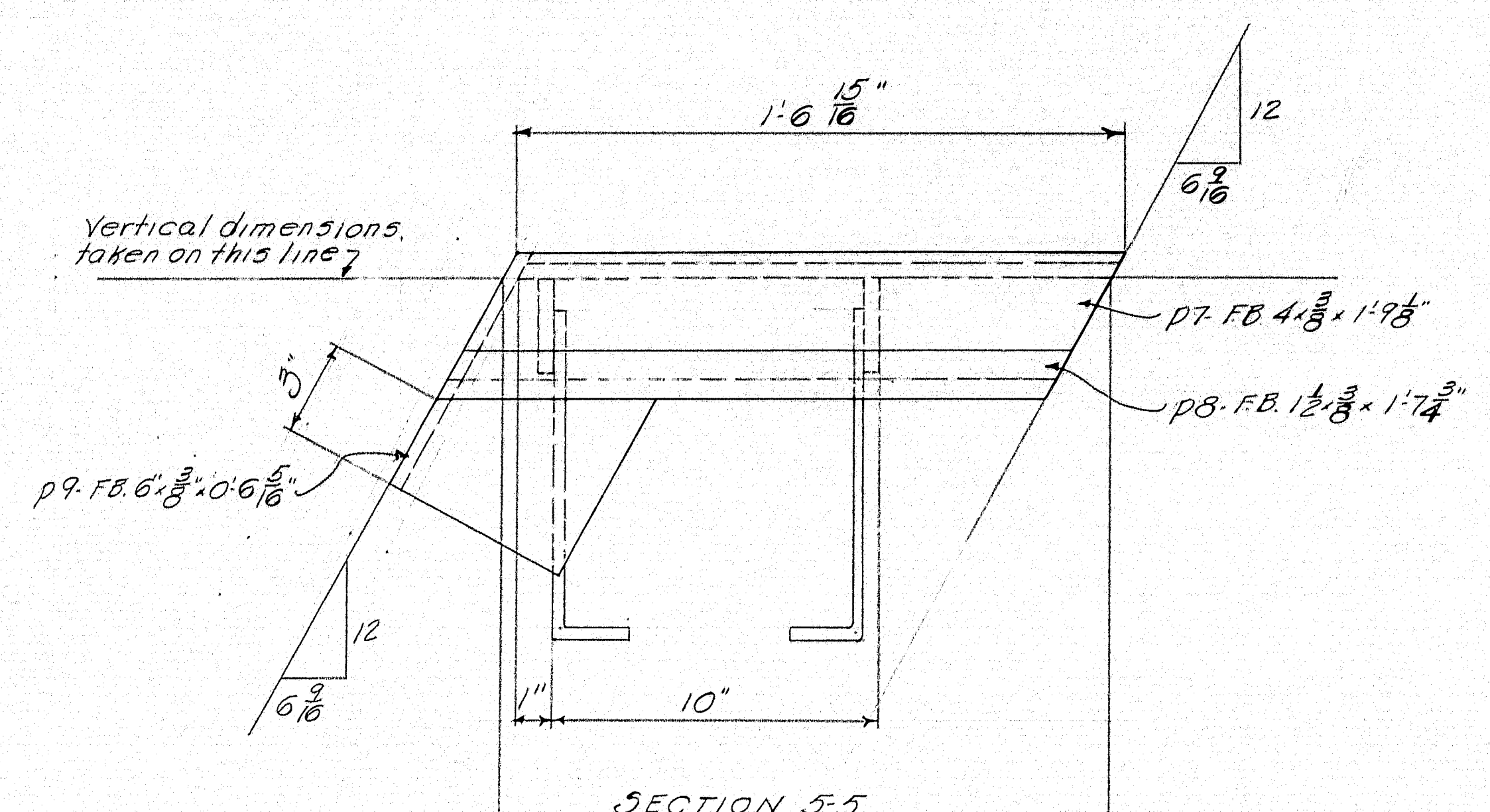
| | |
|--|---------------------|
| EXPANSION DAM | |
| Bancroft & Martin Rollings Mills Company | |
| South Portland 7, Maine | |
| INTERSTATE OVER VERANDA ST. | |
| PORTLAND, ME. | |
| CUSTOMER E.C. SNODGRASS, INC. | |
| DESIGNER M.S.H.C. | |
| ORDER NO. | DWG. NO. 60-284-531 |





NOTES:
Work this DWG with DWGS. 60-284-531 to 536 INC.

| | | | |
|--|--|-------------------------------|--|
| EXPANSION DAM | | | |
| Bancroft & Martin Rolling Mills Company South Portland, Maine | | | |
| INTERSTATE OVER VERANDA ST. PORTLAND, ME. | | | |
| DRAWN 10-460 PLF | | CUSTOMER E.C. SNODGRASS, INC. | |
| REVISION | | DESIGNER M.S.H.C. | |
| REVISION | | ORDER NO. | |
| REVISION | | DWG. NO. 60-284-532 | |




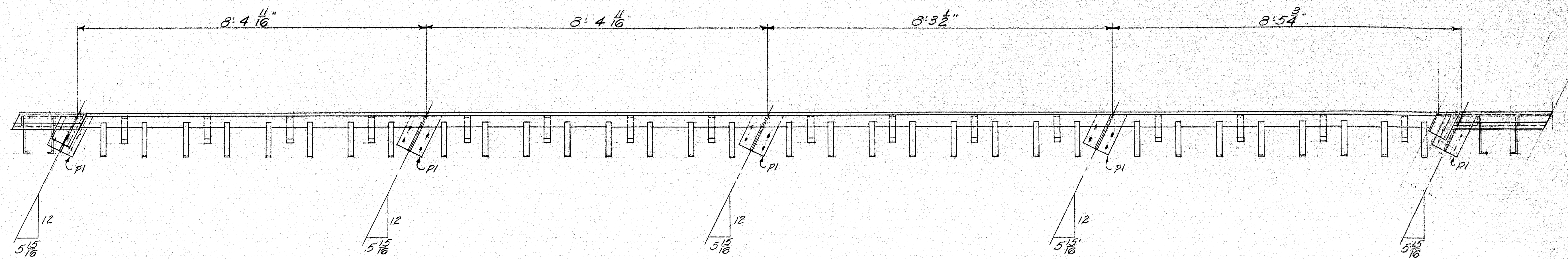
SECTION 7-7 - As Shown
SECTION 8-8 - Similar

NOTES:
Work this DWG with DWGS 60-284-531 to 536 inc.

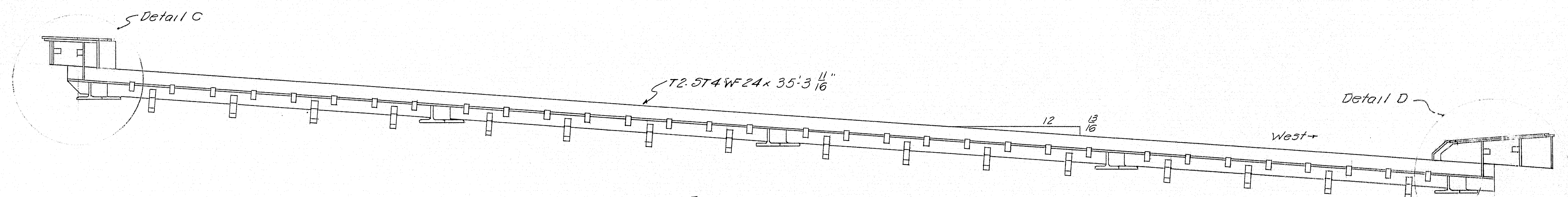
| | |
|--|----------------------|
| EXPANSION DAM | |
| Bancroft & Martin Rolling Mills Company South Portland 7, Maine | |
| INTERSTATE OVER VERANDA ST. PORTLAND, ME. | |
| CUSTOMER | E.C. SNODGRASS, INC. |
| DESIGNER | M.S.H.C. |
| ORDER NO. | DWG. NO. 60-284-533 |

| | | |
|----------|---------|-----|
| DRAWN | 10-5-60 | RLF |
| REVISION | | |
| REVISION | | |
| REVISION | | |





PLAN




ELEVATION
EXPANSION DAM
ED 4 - One Req'd

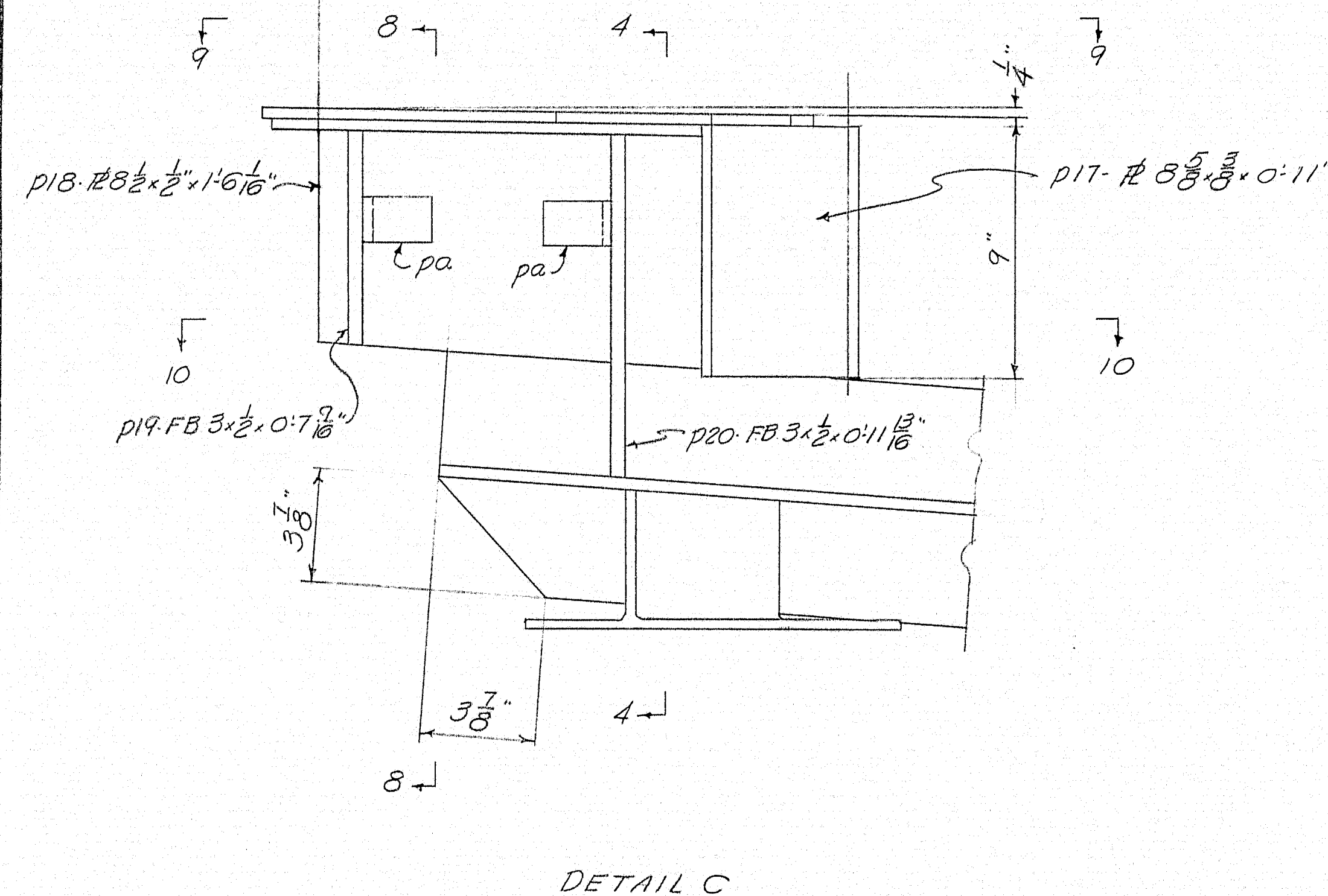
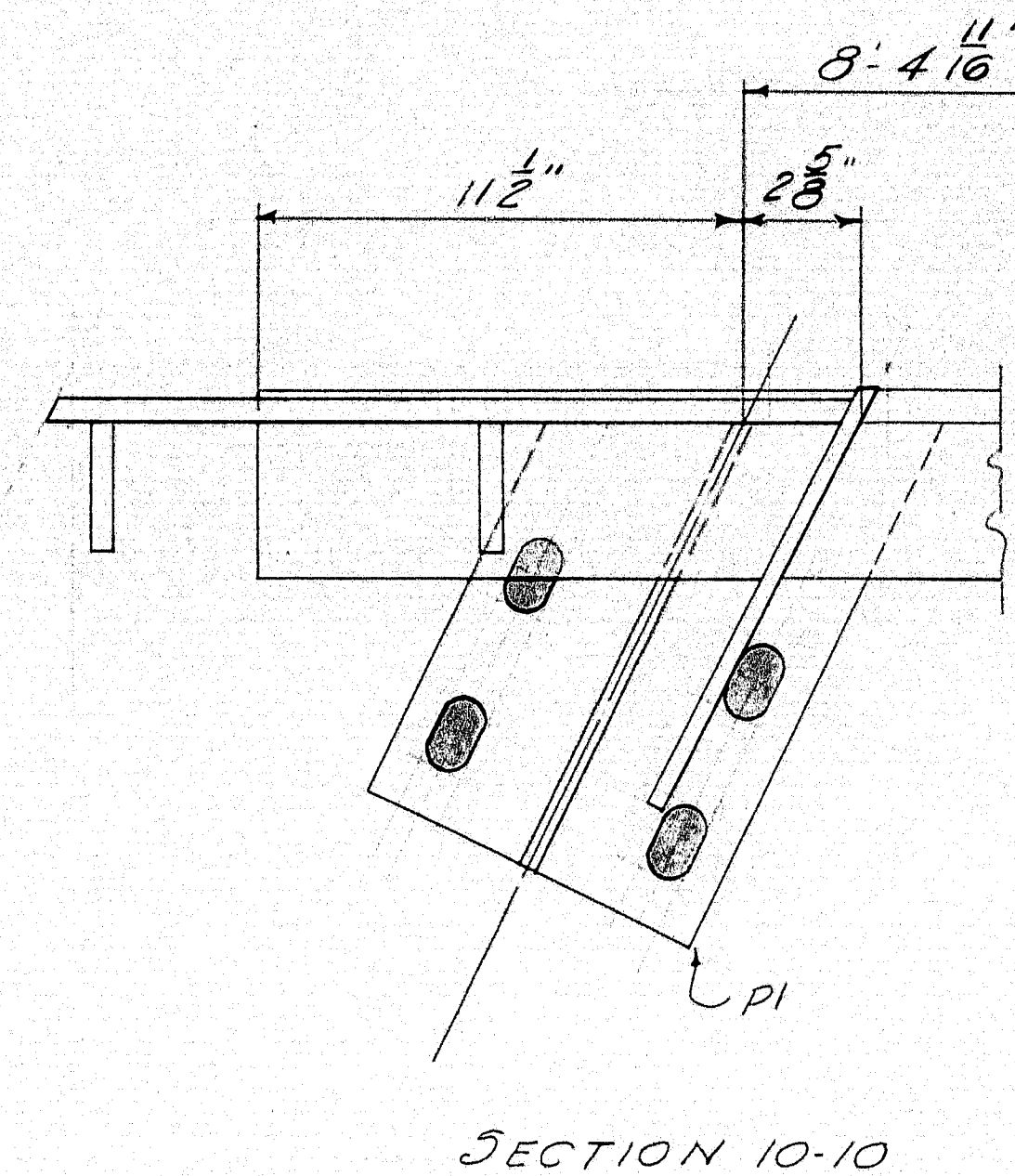
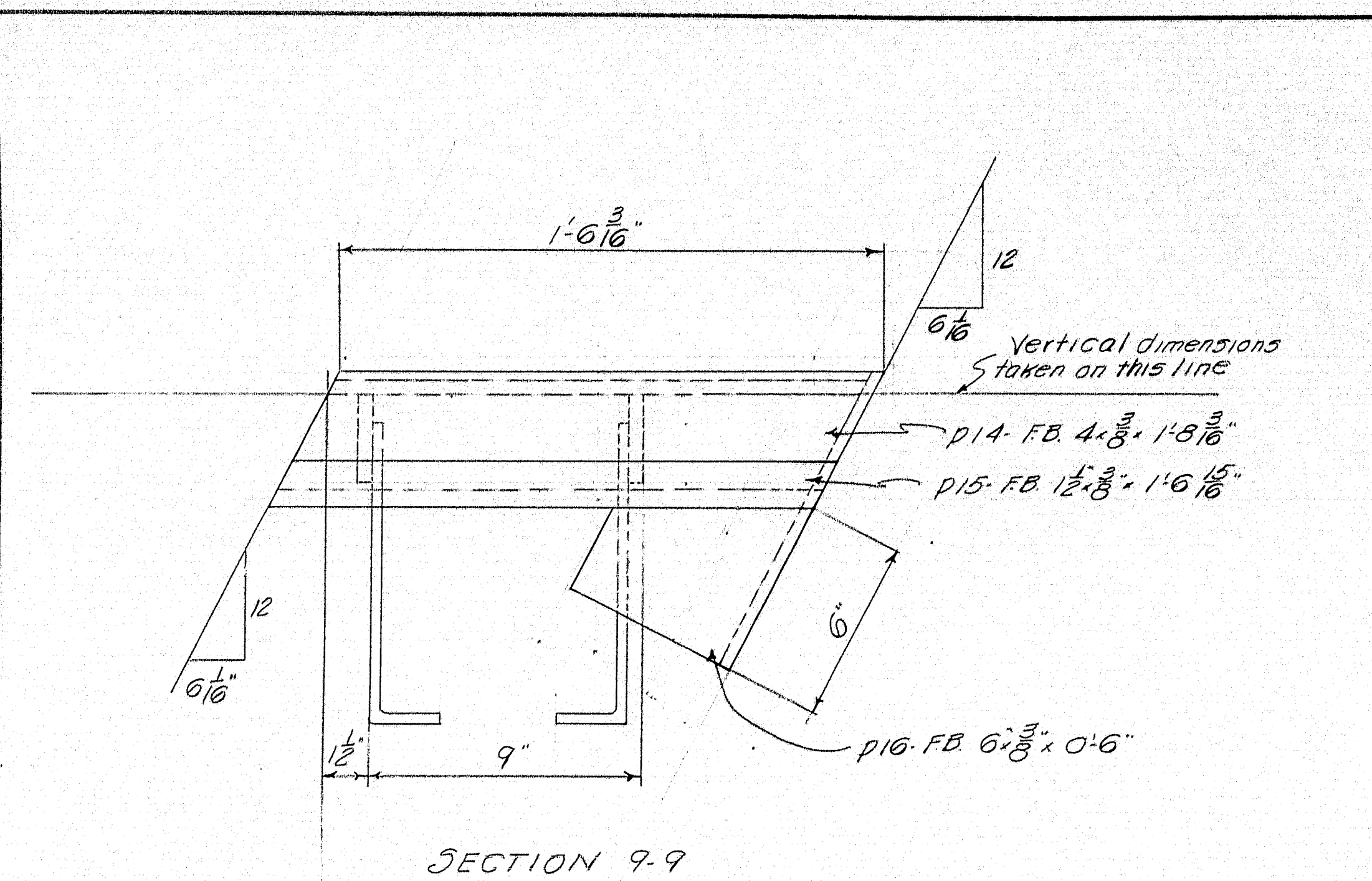
NOTES:
Work this DWG with DWGS. 60-284-531 to 536 inc.

| | | | |
|---|--|-------------------------------|--|
| EXPANSION DAM | | | |
| Bancroft & Martin Rolling Mills Company | | | |
| South Portland, Maine | | | |
| INTERSTATE OVER VERANDA ST. | | | |
| PORTLAND, ME. | | | |
| DRAWN 10-5-60 P.L.F. | | CUSTOMER E.C. SNODGRASS, INC. | |
| REVISION | | DESIGNER M.S.H.C. | |
| REVISION | | ORDER NO. | |
| REVISION | | DWG. NO. 60-284-532 | |

clrd.

80-17



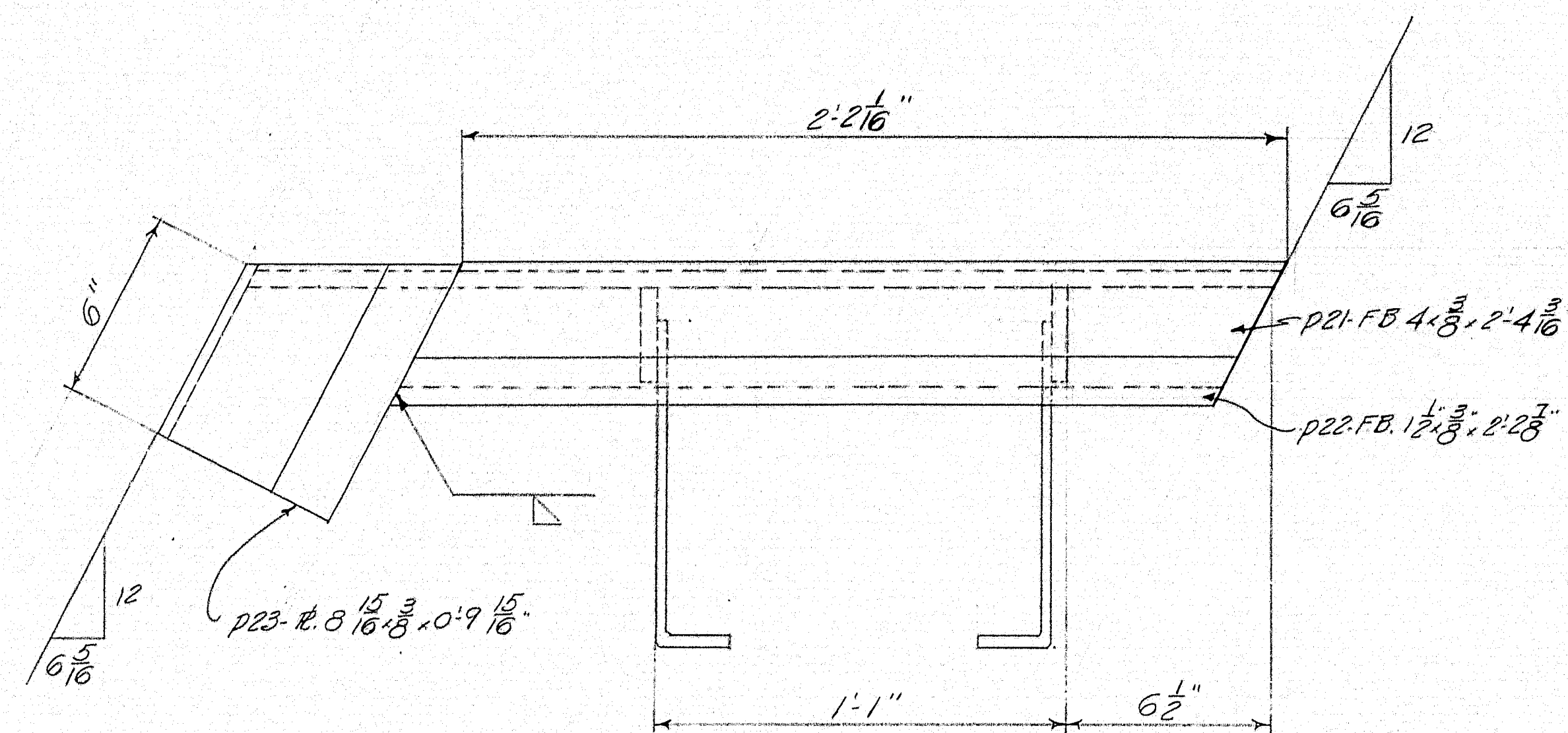


NOTES:
Work this DWG with DWGS 60-284-531 to 536 inc.

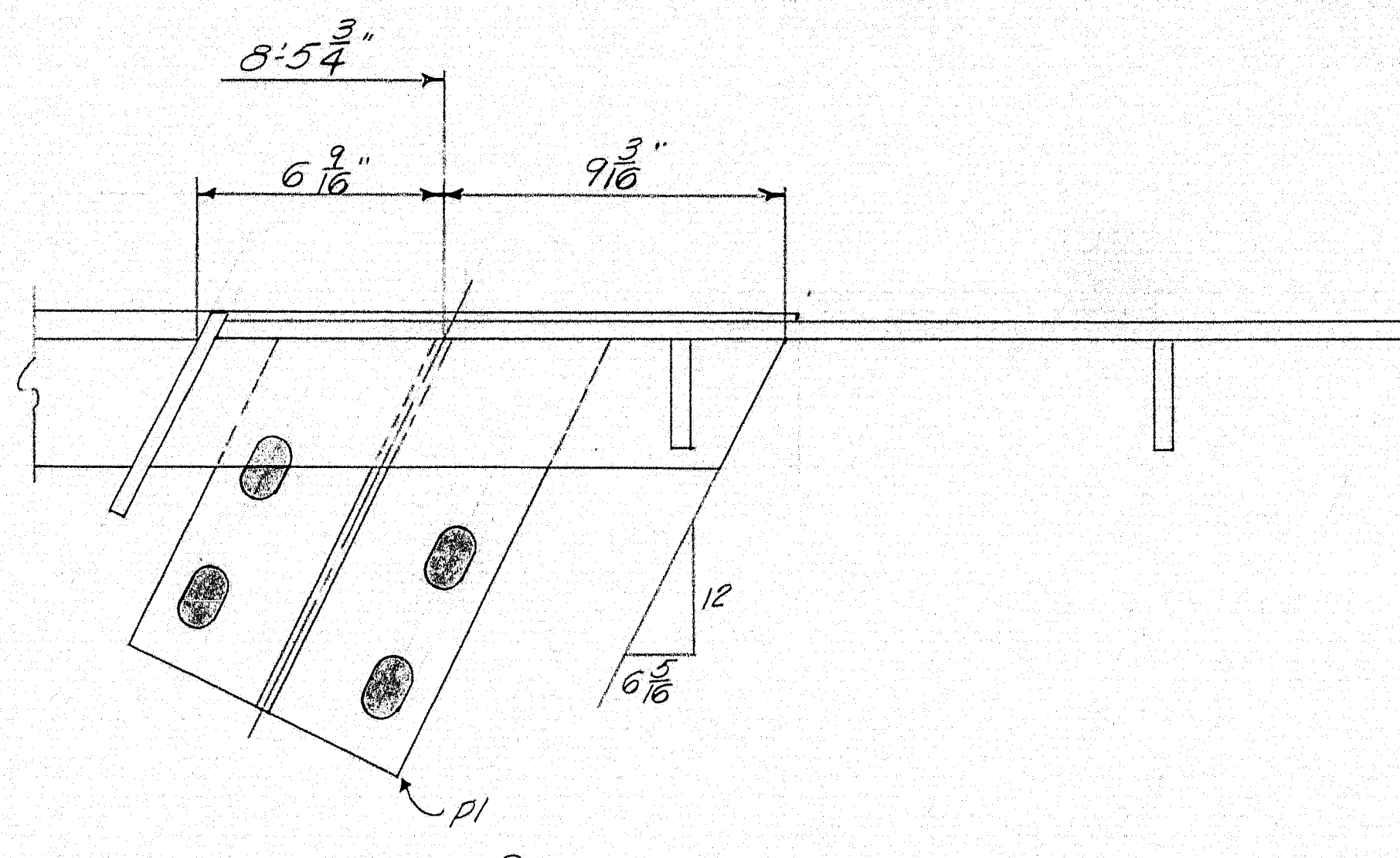
| | |
|--|---------------------|
| EXPANSION DAM | |
| Bancroft & Martin Holdings Mills Company | |
| South Portland, Maine | |
| INTERSTATE OVER VERANDA ST. | |
| PORTLAND, ME. | |
| CUSTOMER E.C. SNODGRASS, INC. | |
| DESIGNER M.S.H.C. | |
| ORDER NO. | DWG. NO. 60-284-536 |

clvd.

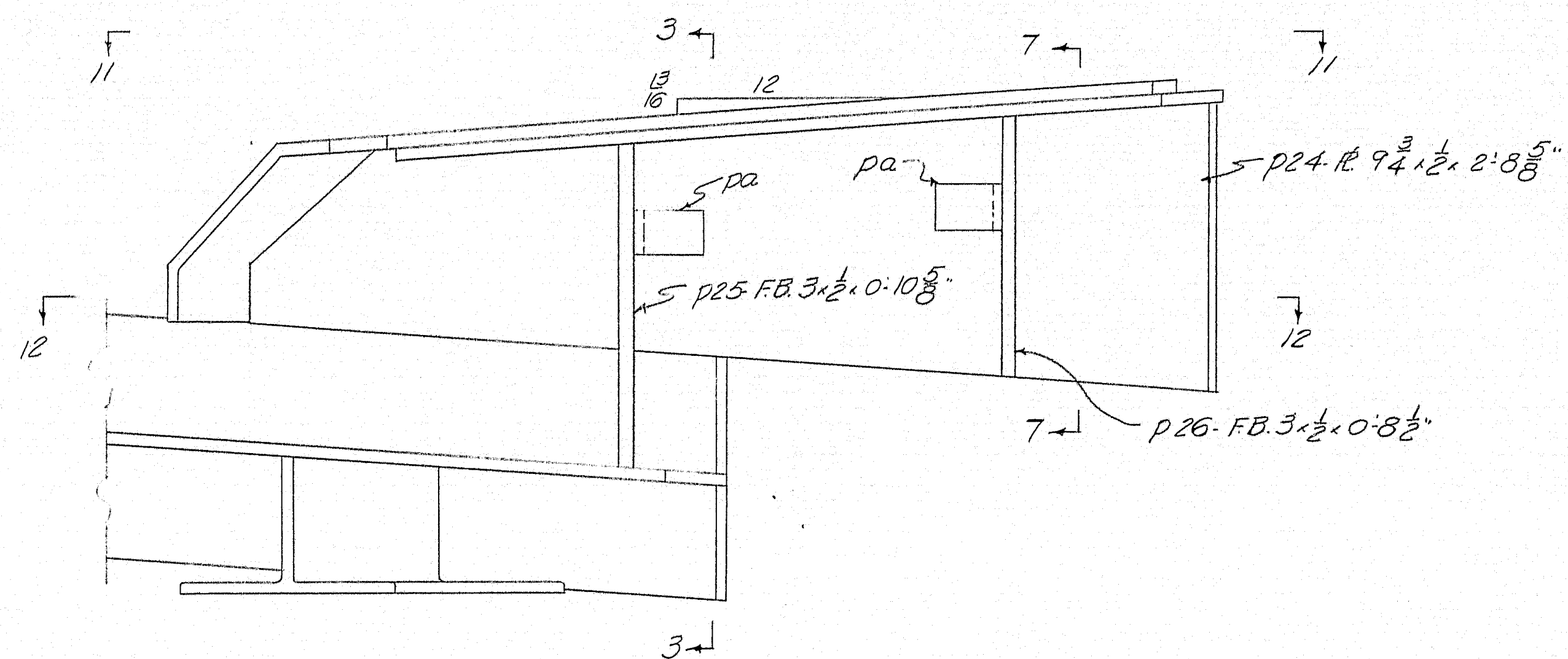
60-108



SECTION 11-11



SECTION 12-12



DETAIL D

NOTE:
Work this DWG. with DWGS. 60-284-531 to 535 inc.

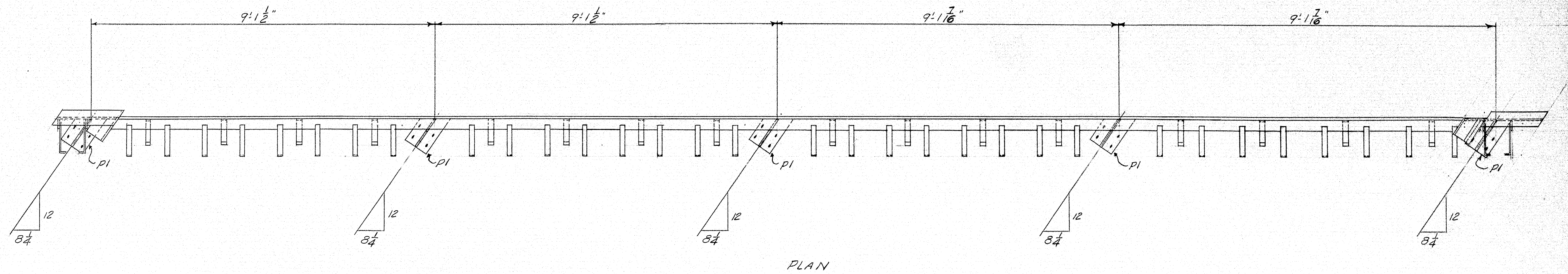
| SHIP | | BILL OF MATERIAL | | | | | DWG. NO. 60-284-536 | |
|-------|-----|------------------|----------------|----------|-----|---------------|---------------------|--|
| MARK | NO. | MARK | SHAPE | LENGTH | WT. | WT. DEDUCTION | REMARKS | |
| ED3 | 1 | | Shop Assembly | | | | | |
| ED4 | 1 | | do | | | | | |
| | 1 | T1 | 5T4 W 24 | 36 4 1/2 | | | 2 | |
| | 1 | T2 | do | 35 3 1/2 | | | 2 | |
| | 10 | P1 | 5T5 W 19.5 | 1 1/16 | | | 43 | |
| | 1 | P1 | FB 4 x 8 | 2 4 1/2 | | | 1 | |
| | 1 | P7 | do | 1 9 3/8 | | | 1 | |
| | 1 | P14 | do | 1 3 1/2 | | | 1 | |
| | 1 | P21 | do | 2 4 1/2 | | | 1 | |
| | 1 | P2 | FB 1 1/2 x 3 | 2 3 3/8 | | | | |
| | 1 | P8 | do | 1 7 1/2 | | | | |
| | 1 | P15 | do | 1 6 1/2 | | | | |
| | 1 | P22 | do | 2 2 3/8 | | | | |
| | 1 | P3 | FB 8 15/16 x 3 | 0 11 3/8 | | | 2 | |
| | 1 | P23 | do | 0 9 1/2 | | | 2 | |
| | 1 | P9 | FB 6 x 8 | 0 6 1/2 | | | 1 | |
| | 1 | P16 | do | 0 6 | | | 1 | |
| | 1 | P10 | FB 8 15/16 x 3 | 0 8 5/8 | | | | |
| | 1 | P17 | FB 8 15/16 x 3 | 0 11 | | | | |
| | 1 | P4 | FB 5 1/2 x 2 | 2 9 3/8 | | | 12 | |
| | 1 | P11 | FB 9 3/4 x 2 | 1 6 1/2 | | | 4 | |
| | 1 | P18 | FB 8 1/2 x 2 | 1 6 1/2 | | | 2 | |
| | 1 | P24 | FB 9 3/4 x 2 | 2 8 3/8 | | | 13 | |
| | 1 | P5 | FB 3 x 2 | 0 5 1/2 | | | | |
| | 1 | P6 | do | 0 7 1/2 | | | | |
| | 1 | P12 | do | 1 0 1/2 | | | | |
| | 1 | P13 | do | 0 9 1/2 | | | | |
| | 1 | P19 | do | 0 7 1/2 | | | | |
| | 1 | P20 | do | 0 11 1/2 | | | | |
| | 1 | P25 | do | 0 10 3/8 | | | | |
| | 1 | P26 | do | 0 8 1/2 | | | | |
| | 73 | P2 | FB 1 1/2 x 3 | 1 0 | | | | |
| | 32 | P6 | do | 1 0 | | | | |
| SHIP | 10 | | FB 8 x 4 | 0 8 | | | 2 | |
| SHIP | 10 | | FB 8 x 4 | 0 8 | | | 1 | |
| SHIP | 20 | | FB 8 x 4 | 0 8 | | | 1 | |
| Field | 40 | | 3/8 M.Bolt | 0 3 | | | | |

This Bill of Mat'l covers DWGS. 60-284-531 to 536 inc.

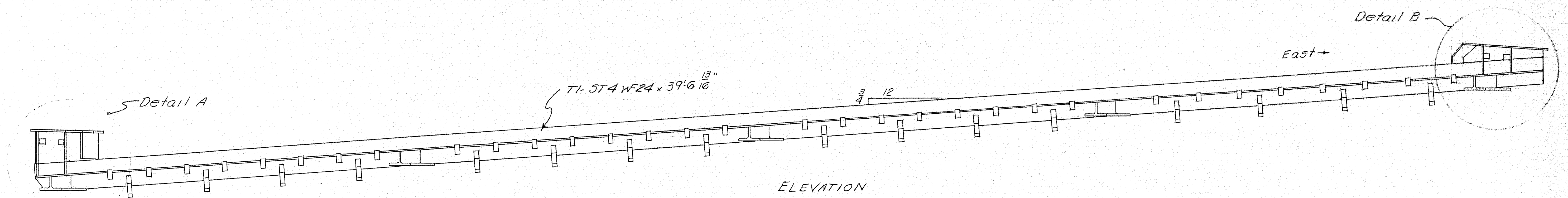
SHOP CONNECTIONS: Welded
FIELD CONNECTIONS: 3/8" M.Bolts
HOLES: 1/8" unless noted
PAINT: Red Lead per M.S.H.C. Specs.

EXPANSION DAM
Bancroft & Martin Rolling Mills Company
South Portland, Maine
INTERSTATE OVER VERANDA ST.
PORTLAND, ME.
CUSTOMER: E.C. SNODGRASS, INC.
DESIGNER: M.S.H.C.
ORDER NO. _____ DWG. NO. 60-284-536

| | |
|----------|-------------|
| DRAWN | 10-6-60 RLF |
| REVISION | |
| REVISION | |
| REVISION | |

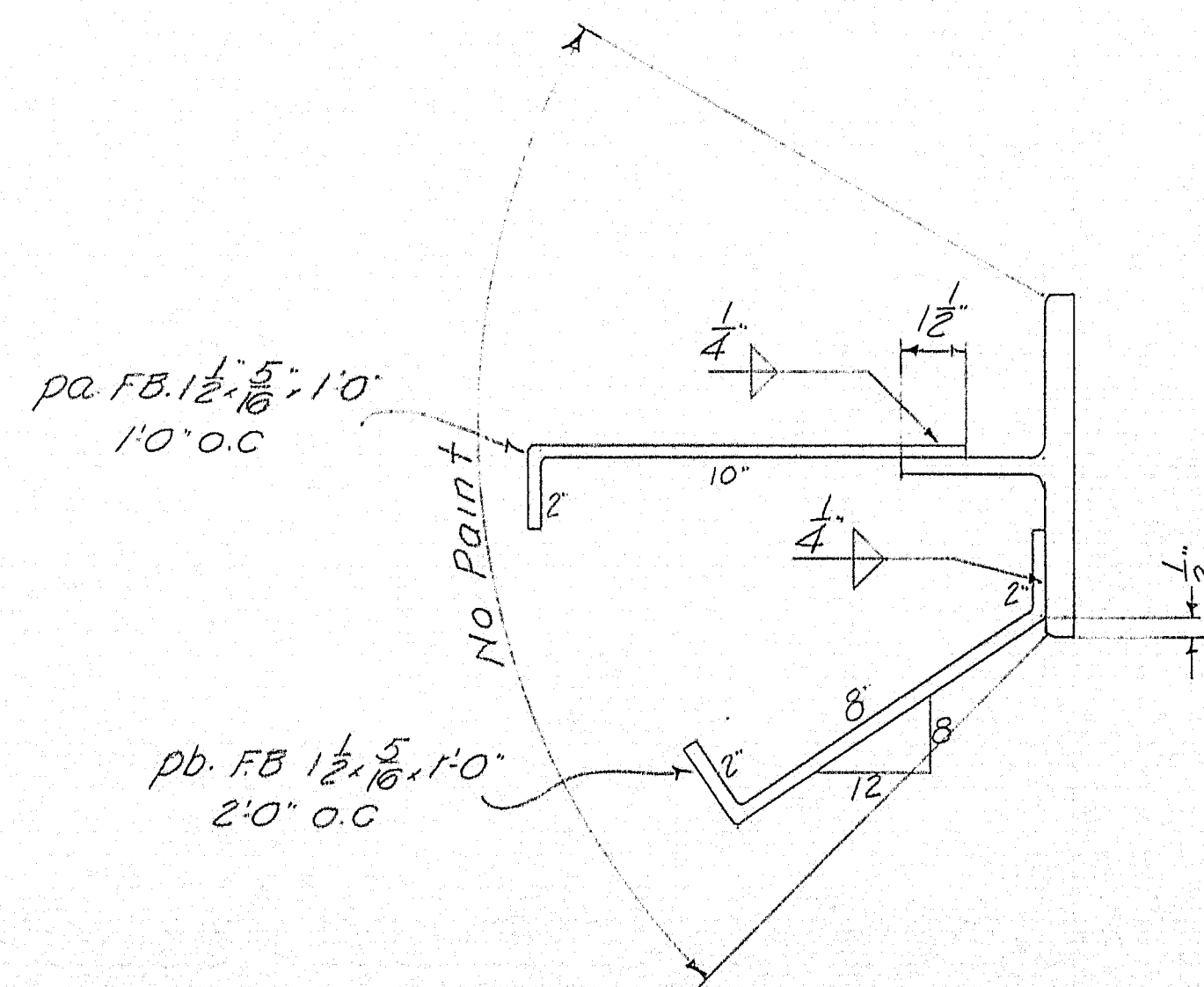


PLAN

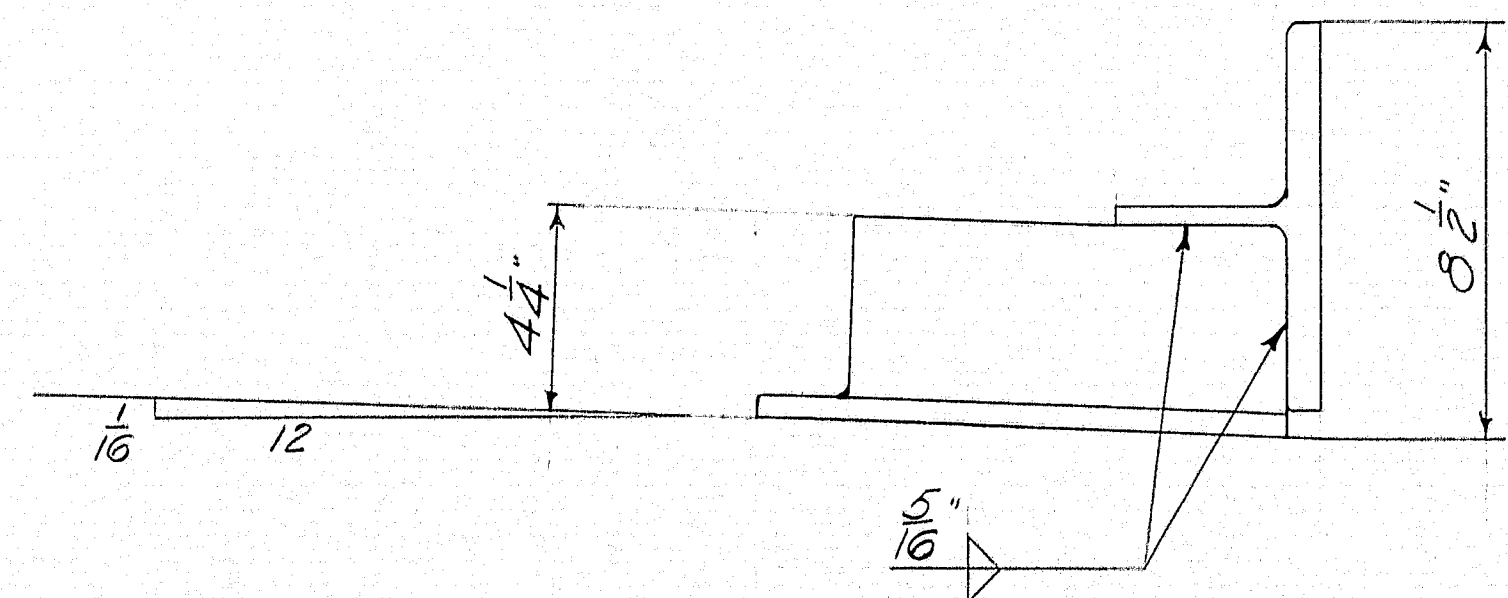


ELEVATION

EXPANSION DAM
ED 5- One Req'd



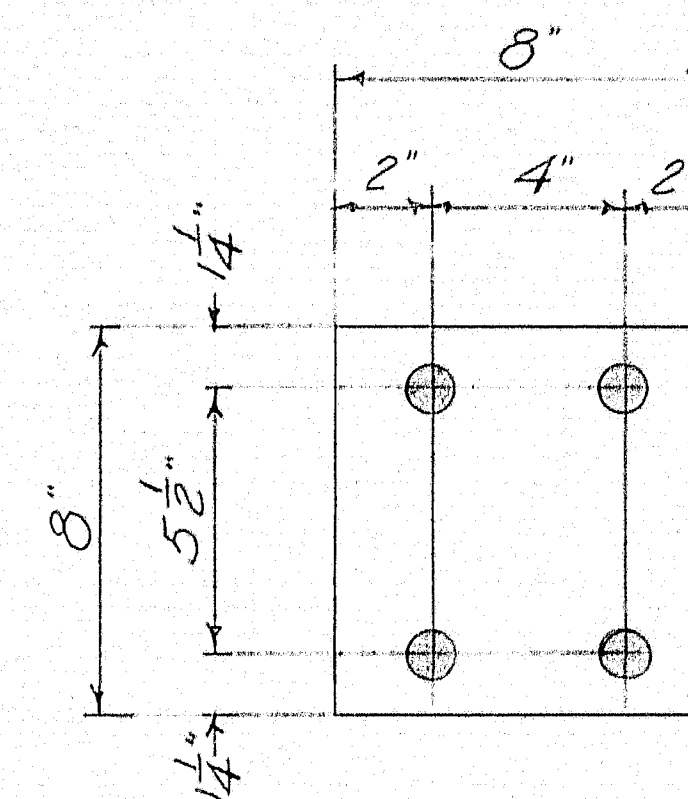
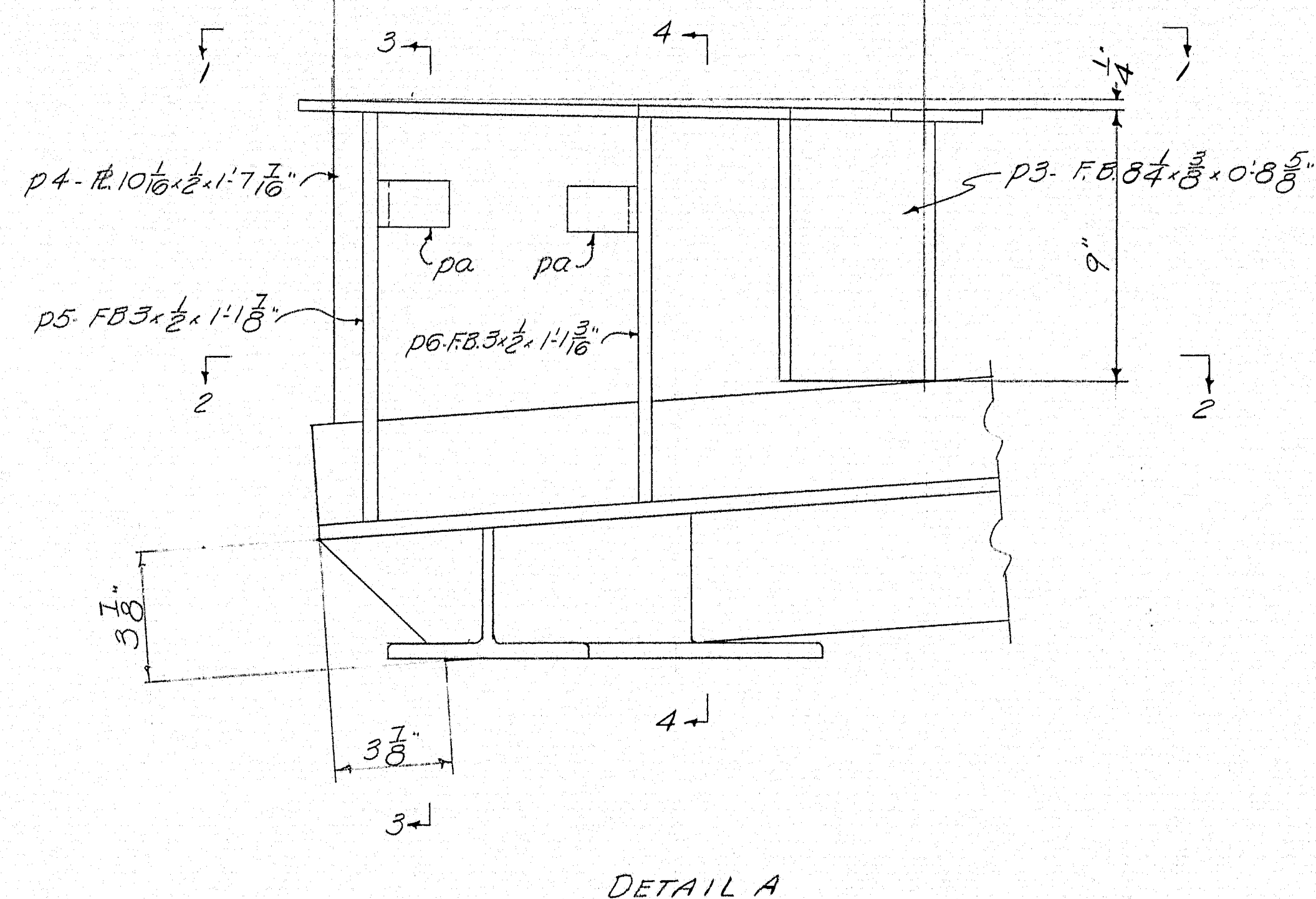
TYPICAL SECTION
AT ANCHORS



TYPICAL SECTION AT PI

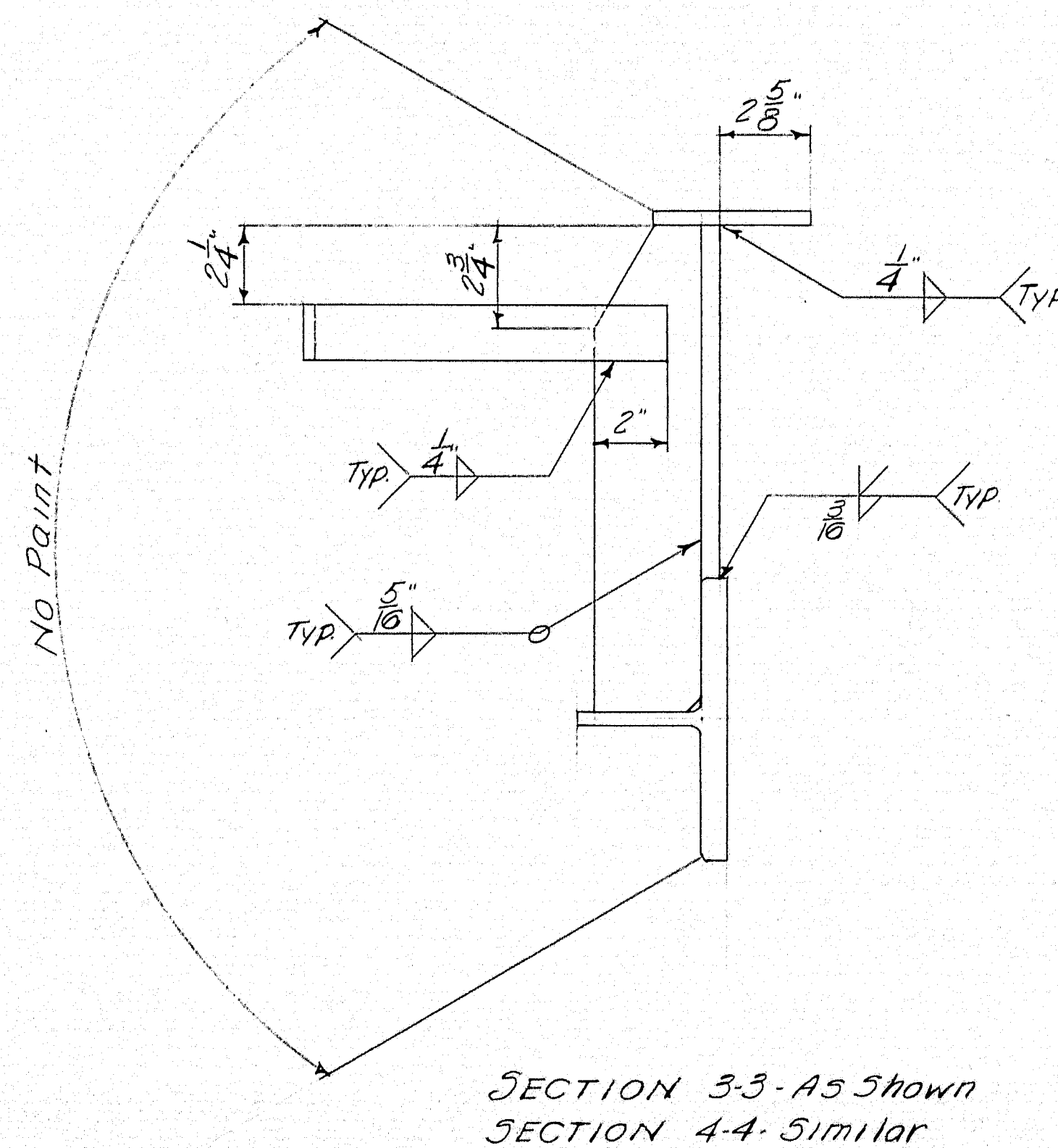
NOTES:
Shop Conns: Welded
Field Conns: 3/8" M. Bolts
Holes: 1/8" unless noted
Paint: Red Lead per M.S.H.C. Specs.
All dimensions shown are slope dimensions

| | | |
|----------------------|---|-------------------------------|
| APR 10-19-60 | EXPANSION DAM | |
| | Bancroft & Martin Rolling Mills Company | |
| | South Portland 7, Maine | |
| | INTERSTATE OVER VERANDA ST. PORTLAND, ME. | |
| DRAWN 10-7-60 P.L.F. | | CUSTOMER E.C. SNODGRASS, INC. |
| REVISION | | DESIGNER M.S.H.C. |
| REVISION | | ORDER NO. _____ |
| REVISION | | DWG. NO. 60-284.537 |



SHIM A. ($\frac{1}{4}$ " thick) - 10 Req'd
SHIM B. ($\frac{3}{8}$ " thick) - 10 Req'd
SHIM C. ($\frac{1}{16}$ " thick) - 20 Req'd

NOTES:
Work this DWG. with DWGS 60-284.537 to 542 inc.



SECTION 3-3-As Shown
SECTION 4-4-Similar

| | | | | | |
|----------|---------|--------|-----------|---------------------|---------------------|
| DRAWN | 10-7-60 | P.L.F. | CUSTOMER | E.C. SNODGRASS INC. | |
| REVISION | | | DESIGNER | M.S.H.C. | |
| REVISION | | | ORDER NO. | | DWG. NO. 60-284-538 |
| REVISION | | | | | |

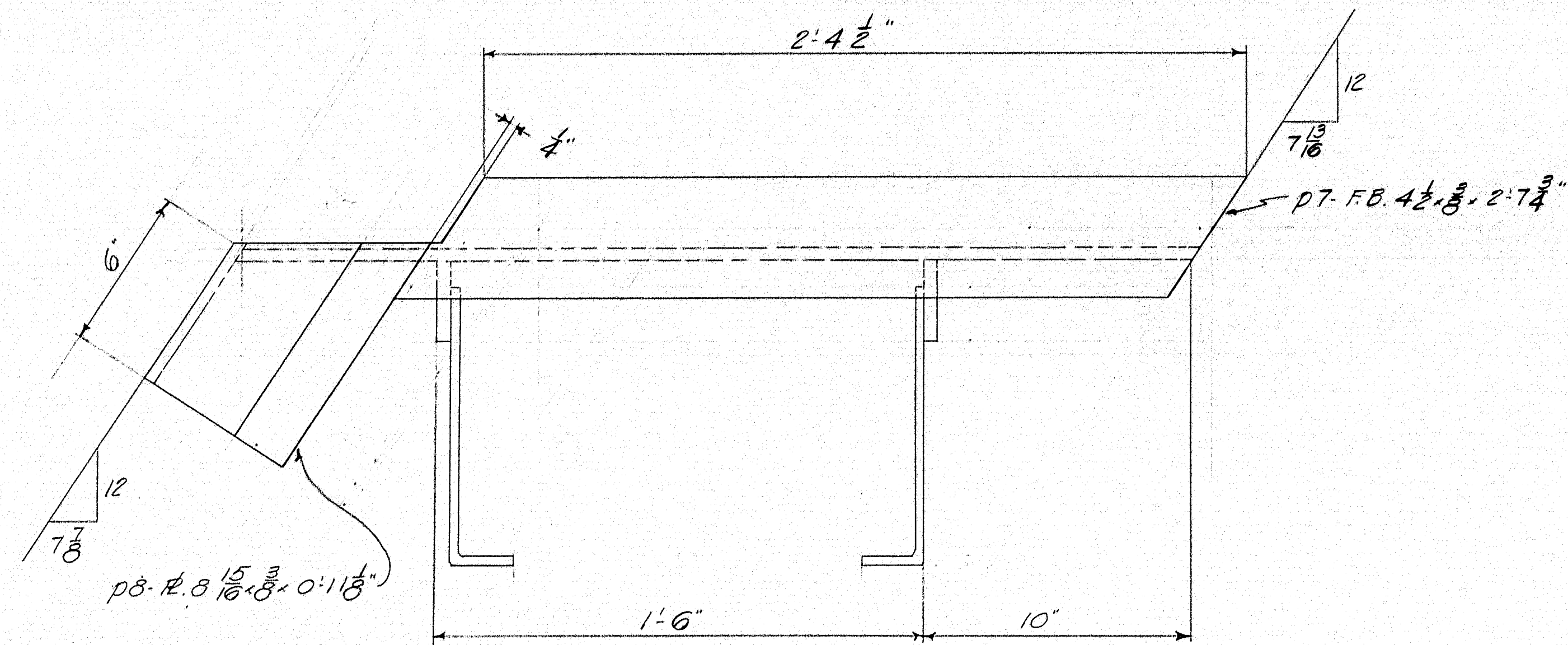
EXPANSION DAM
Bancroft & Martin Rollings Mills Company
South Portland 7, Maine
INTERSTATE OVER VERANDA ST.
PORTLAND, ME.

CUSTOMER E.C. SODGRASS INC.
DESIGNER M.S.H.C.
ORDER NO. _____ DWG. NO. 60-284-538

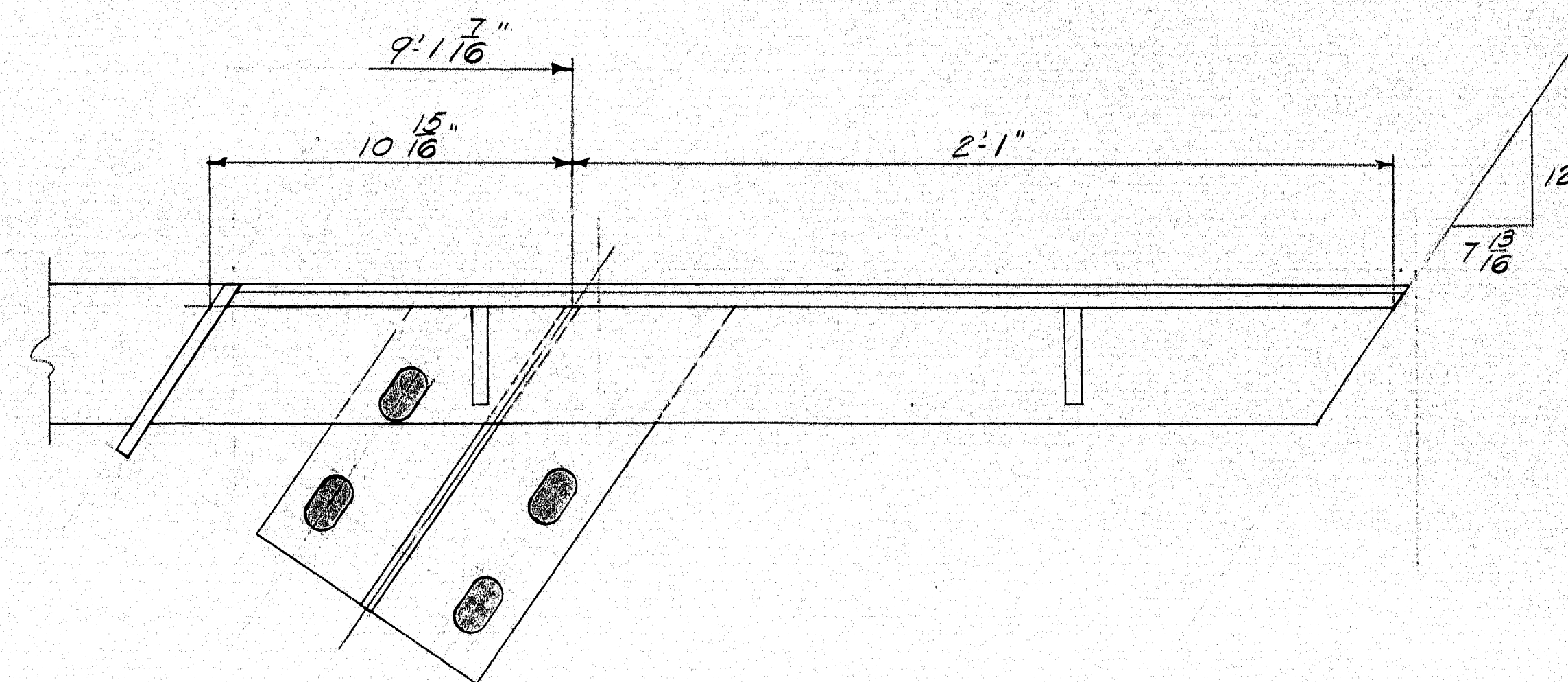
80-111

80-111

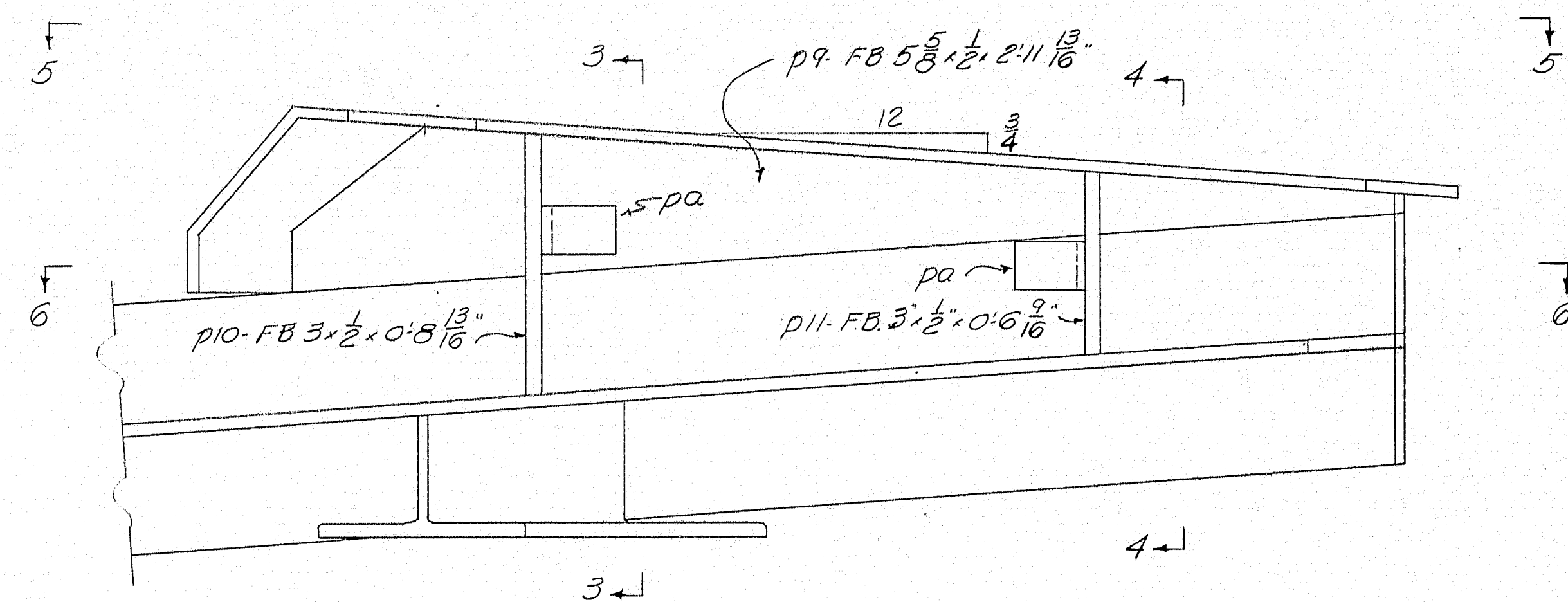
80-111



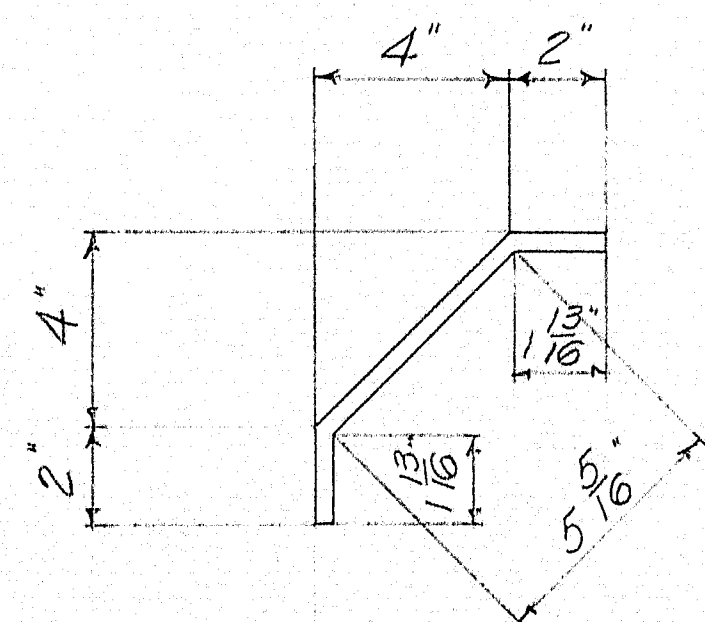
SECTION 5-5



SECTION 6-6



DETAIL B



Bending detail for p8 & p13

NOTES:

Work this DWG with DWGS 60-284 537 to 542 inc

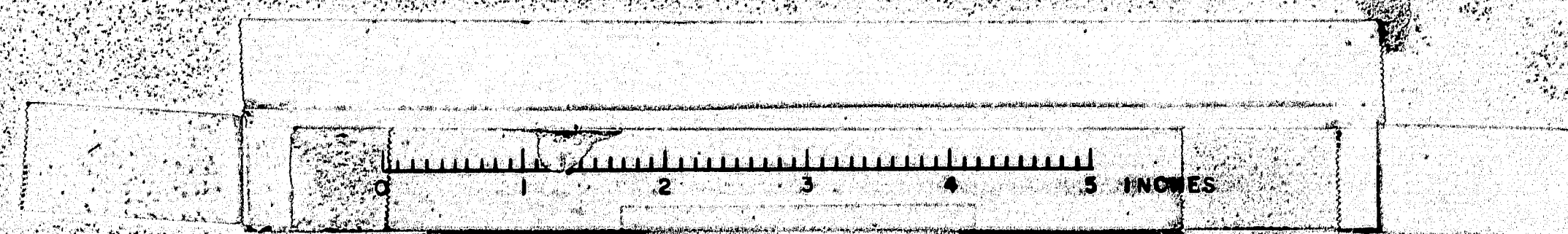
| | |
|---|----------------------------|
| EXPANSION DAM | |
| Bancroft & Martin Rolling Mills Company | |
| South Portland 7, Maine | |
| INTERSTATE OVER VERANDA ST. | |
| PORTLAND, ME. | |
| CUSTOMER <u>EC INODGRASS, INC.</u> | |
| DESIGNER <u>M.S.H.C.</u> | |
| ORDER NO. _____ | DWG. NO. <u>60-284-539</u> |

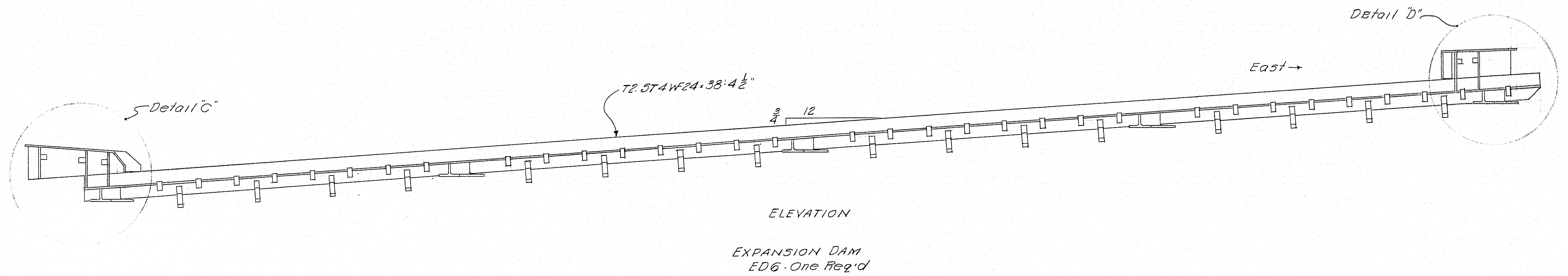
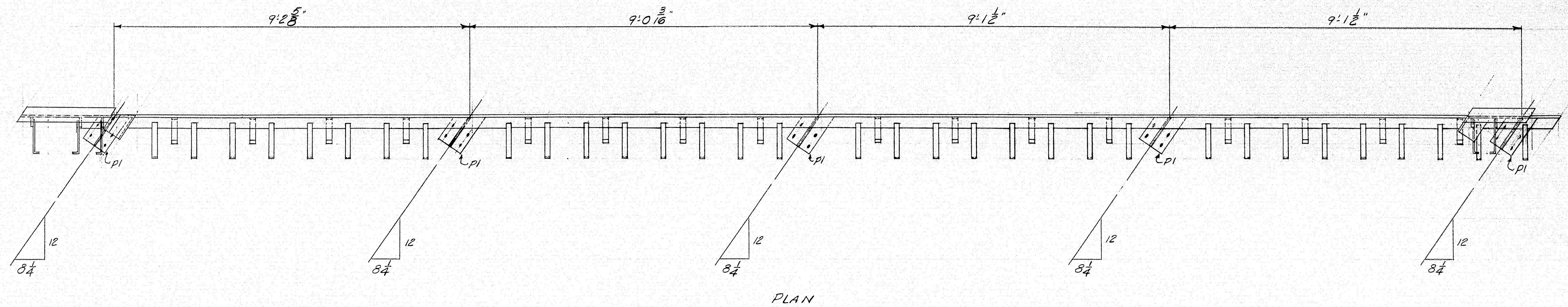
APP 10-19-60

| | | |
|----------|---------|-----|
| DRAWN | 10-8-60 | PLF |
| REVISION | | |
| REVISION | | |
| REVISION | | |

1/1

80-112



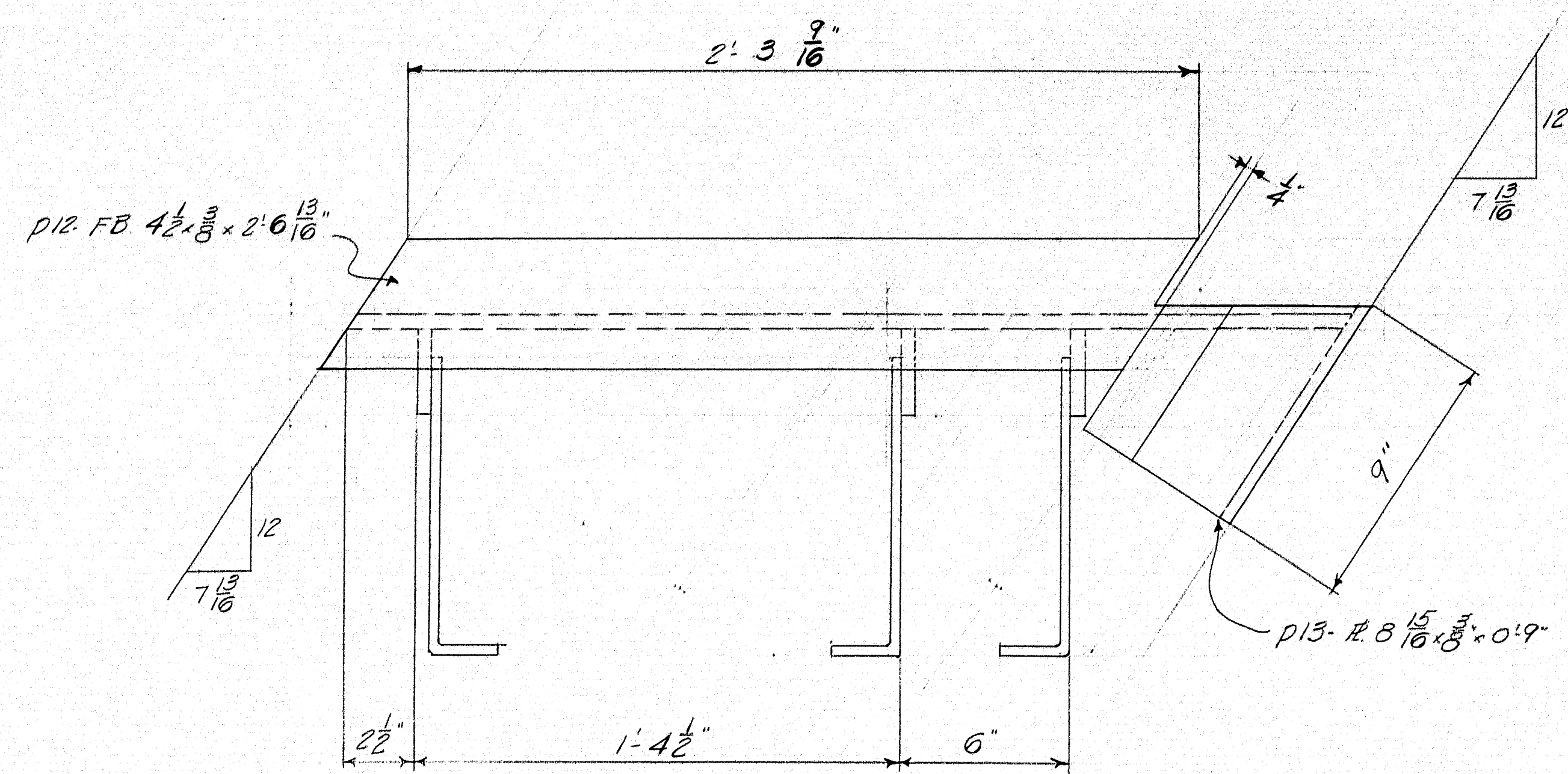


NOTES:
Work this DWG with DWGS 60-284-537 to 542 inc.

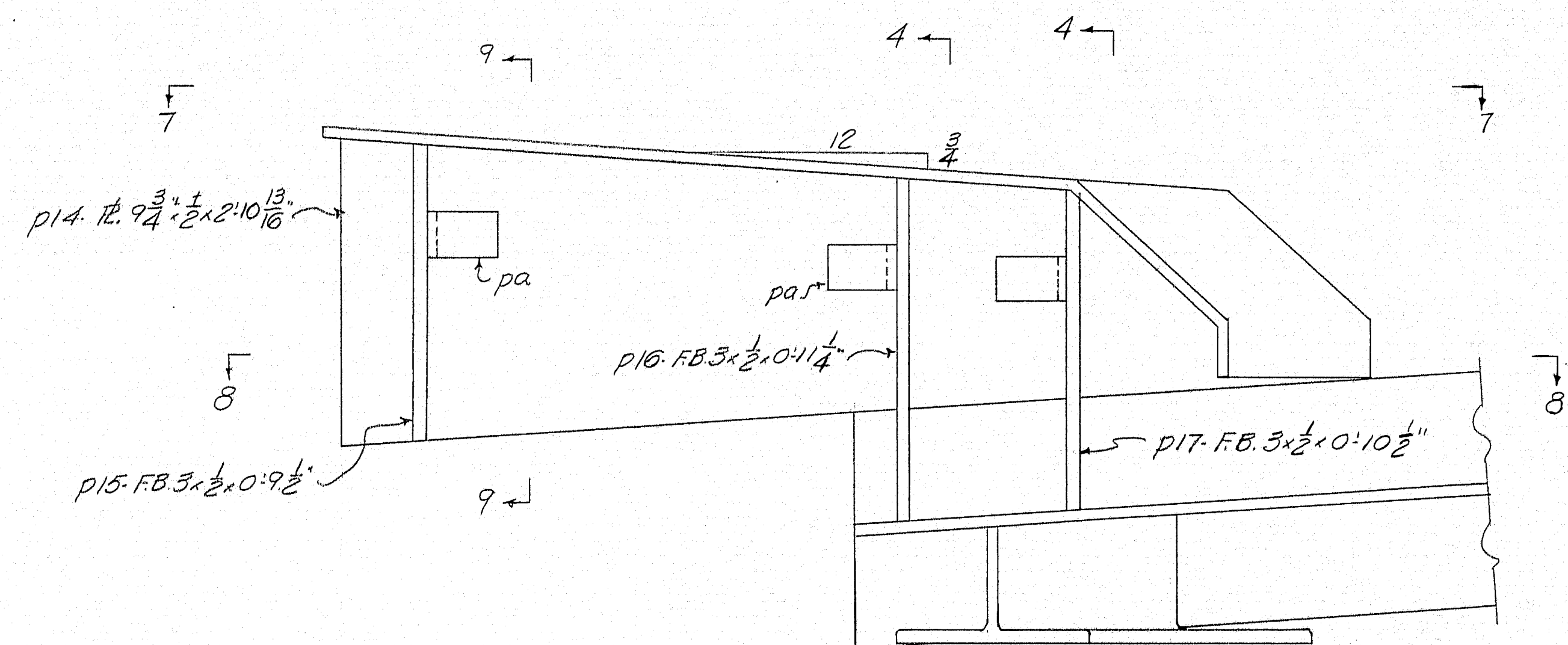
| | |
|--|----------------------------|
| EXPANSION DAM | |
| Bancroft & Martin Rolling Mills Company | |
| South Portland 7, Maine | |
| INTERSTATE OVER VERANDA ST. PORTLAND, ME. | |
| CUSTOMER <u>E.C. SNODGRASS, INC.</u> | |
| DESIGNER <u>M.S.H.C.</u> | |
| ORDER NO. _____ | DWG. NO. <u>60-284-540</u> |

APR 10 1960

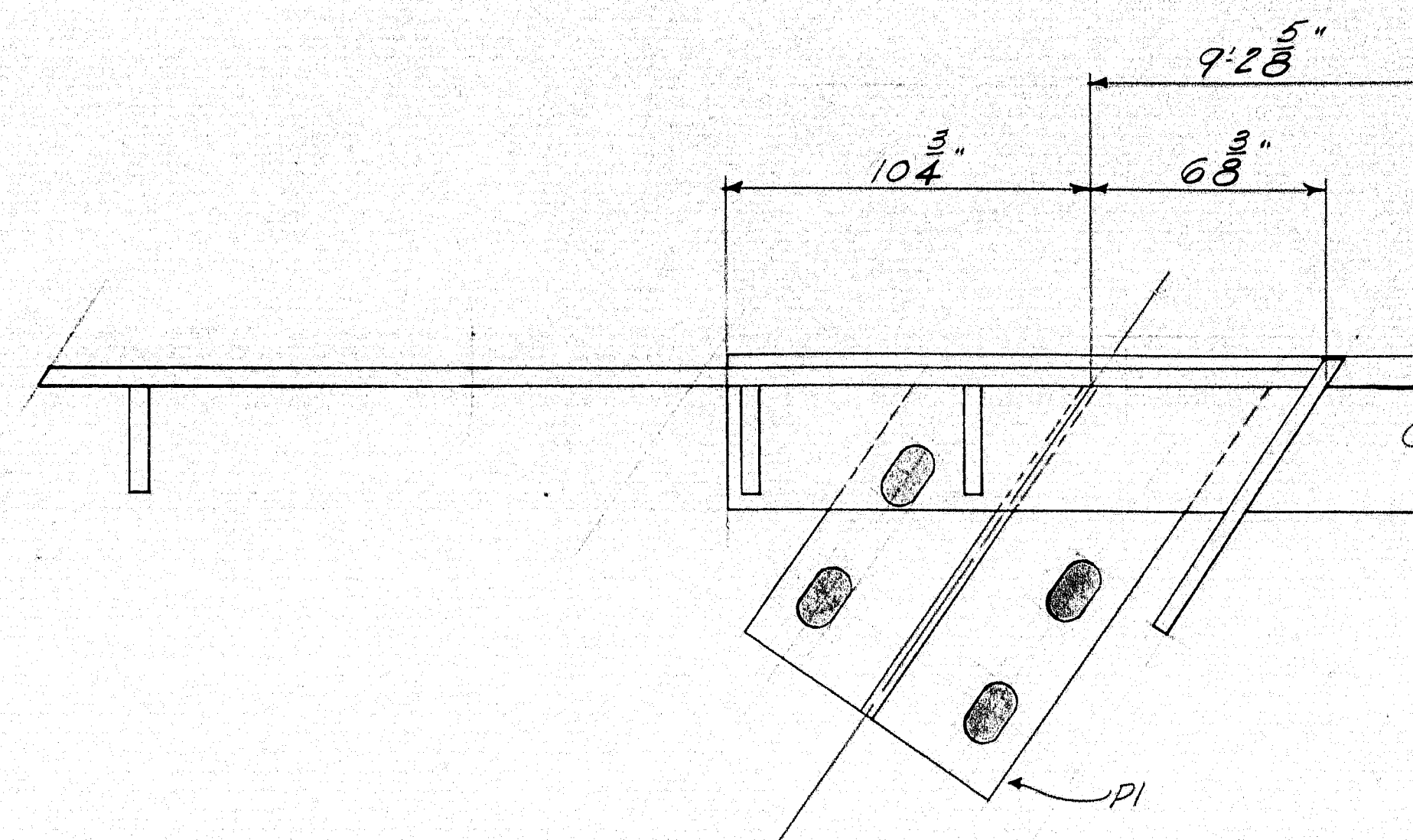
| | | |
|----------|----------|-----|
| DRAWN | 10-10-60 | PLF |
| REVISION | | |
| REVISION | | |
| REVISION | | |



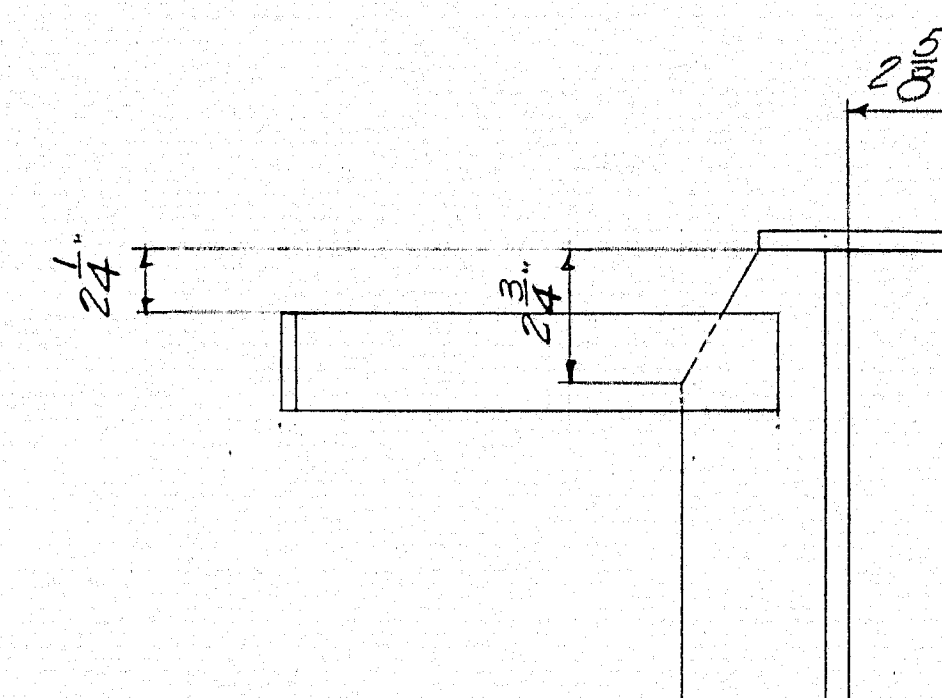
SECTION 7-7



DETAIL C



SECTION 8-8



SECTION 9-9

NOTES:
Work this DWG. with DWGS 60-284-537 to 542

| | | |
|--------------|---|-------------------------------|
| APR 10-19-60 | EXPANSION DAM | |
| | Bancroft & Martin Holdings, Mills Company | |
| | South Portland, Maine | |
| | INTERSTATE OVER VERANDA ST. PORTLAND, ME. | |
| DRAWN | 10-10-60 P.L.F. | CUSTOMER E.C. SNODGRASS, INC. |
| REVISION | 10-21-60 P.L.F. | DESIGNER M.S.H.C. |
| REVISION | | ORDER NO. _____ |
| REVISION | | DWG. NO. 60-284-541 |

86-114

